

The Patchwork Chatter



Issue #338
September 2022
www.azquiltersguild.org



Welcome to the 2022/2023 AQG year.

The quilt above hangs in the office at the AQG office and is a reminder of how long our guild has been going strong quilting.

From the President ...

Happy September.

I hope this finds all of you looking forward to fall and enjoying some time quilting.

The AQG board has been working hard on our priorities for this year. Our main priority is connection. Connecting with members, chapters, members at large, affiliates, youth, and other quilters. To start this off, we have created three new committees.

- The **Chapter connection committee** led by Jo Setliff and Diana Jones is focusing on how to support the individual chapters. They want to build connection between chapters and ensure AQG is meeting their needs. We had several chapters express confusion and frustration with the Task Matrix. At our last board meeting, we voted to remove the task matrix. This committee will work with the chapters to determine the best way to move forward to obtain volunteers.
- Our new **Member at large committee** is a connection point for our 200+ quilters who don't belong to an chapter. Our new committee member, Rob Schultz, is now on board and along with working on a youth quilting priority will also be the voice for these members.
- The **Fun day committee** is official and Nancy Laswick has sent out an email for our 2nd annual fun day on October 15th. This is a great event to connect with fellow AQG members with NO official boring AQG business, just fun and social time.

We are also reviewing all aspects of AQG to see where we can operate more efficiently, focus on the items that matter to our members, and save money. To that goal, we closed the storage facility for the quilt show items and moved them into the office board room. This will save money and make it easier for the Quilt Show team to organize. The AQG board is ready to listen.

We want to know your concerns, questions, and ideas. On the next page is a listing of how you can get ahold of each of us. If you are like me, quilting is a way I can silence the chatter of life and recharge, so I hope you are quilting and having fun.

Debbie Ament

AQG President



In this Issue...

President's Message	2
Contact Us	3
AQG Education	4
AQG Fun Day	5
AQG Quilt Show 2023.....	6
Quilt Shows & Events	7
Carpool Information.....	8-9
Questions for the Board	10-11
Aunt Quiltie Advice Column	12
AQG Member Recognition	13
AQG Chapter Spotlight	14
Chapter Reports	15-29
Affiliate Members	30-31

2022 - 2023 BOARD OF DIRECTORS EXECUTIVE COMMITTEE

PRESIDENT	Debbie Ament (480) 208-0939 president@aqgmail.org
VICE PRESIDENT	Jo Setliff vicepresident@aqgmail.org
SECRETARY	Diana Anderson secretary@aqgmail.org
TREASURER	Cheryl Raney treasurer@aqgmail.org
GENERAL	Judy Hood Judy.Hood@aqgmail.org Nancy Gries Nancy.Gries@aqgmail.org Pattie Johns Pattie.Johns@aqgmail.org

COMMITTEE CHAIRS

CHAPTER DEVELOPMENT EDUCATION	OPEN Audrey Longhurst, Victoria Nelson education@aqgmail.org
FINANCIAL REVIEW FUN DAY	OPEN Nancy Laswick Nancy.laswick@aqgmail.org
MEMBER-AT-LARGE	Rob Shultz memberatlarge@aqgmail.org
MEMBERSHIP	Kathy O'Brien membership@aqgmail.org
MINI GRANT	Celeste Johnson Celeste.johnson@aqgmail.org
NEWSLETTER Co-Editors	Lois Wendling, Theresa Foster newsletter@aqgmail.org
NOMINATION	JoAnn Bergdoll Joann.bergdoll@aqgmail.org
QUILT SHOW	Debbie Cole (520) 240-0897 Quilt_show@aqgmail.org
RUSTY BARN	April Small April.Small@aqgmail.org
TECHNOLOGY	Nancy Laswick, Ellen Taylor, Kimm Murray Technology@aqgmail.org

BOARD MEETINGS

Please check the [calendar](#) for the current schedule

No advance notice is required to attend. However, special circumstances can sometimes alter meeting dates and times. Calling ahead is recommended.

MEMBERSHIP

Membership in the Arizona Quilters Guild is based on a fiscal calendar running from July 1 through June 30. Current member renewal dues are accepted beginning April 1 for the following membership year and must be postmarked by June 30 to avoid a \$5 late fee charge.

Annual Membership Dues

Renewals postmarked by July 1st	\$25
New memberships and renewals postmarked after July 1st	\$30
Affiliate Membership (business)	\$75
Affiliate Membership (non-profit)	\$45

- Memberships are not pro-rated.
- AQG mailings are not delivered to non-USA addresses.

IT IS THE POLICY OF AQG NEVER TO SELL A LIST OF OUR MEMBERS TO ANYONE. THE ROSTER IS PROVIDED AS A COURTESY TO OUR MEMBERS FOR THEIR PERSONAL USE ONLY.

CHATTER DEADLINES

The Patchwork Chatter is published 10 times a year by AQG (no June or July issues). For more information or to submit articles and reports, please contact the AQG Communications Director through the office or send reports and jpeg photos to newsletter@aqgmail.org.

Next Chatter Issue = October, #339

Deadline for submissions = September 15, 2022

OFFICE HOURS

10210 N 32nd Street, Suite C-214, Phoenix, AZ 85028
(By Appointment Only)
(480) 827-8458

ADDRESS CHANGES • ADDRESS CHANGES •

Please help us keep our records up to date. You can (1) submit address changes using our Online Membership system at <https://arizonaquiltersguild.org/Sys/Login> or (2) e-mail address changes to membership@aqgmail.org or (3) call the AQG office and leave a message clearly stating your name and address changes. You should receive confirmation when your address has been updated.

AQG Education

2022/2023 TEAM: This year's education committee will be led by Audrey Longhurst and Victoria Nelson. The other members of the team are: Marlene Humphries, Chris Mahon, Joyce Holley and Marilee Edel. Penny Hulse continues to assist in an advisory capacity. The team is always looking for more help. A pressing need is for someone with marketing experience to promote education. If you would like to be part of this committee, contact Audrey or Victoria by sending an email to Education at education@aqgmail.com.

JOIN US: The Education committee meets on the first Monday of every month. The meeting is kept to 60 minutes. If you'd like to join as a guest, contact the leaders and they will send you the Zoom link.

UPCOMING EVENTS:

The lectures continue to be free and the workshop costs are based on the teachers fee divided by the number of students allowed. The team is bringing in renowned educators.

September 13, 2022 from 6:30pm-7:30pm – **Smash Your Stash** - Kate Colleran.

Registration deadline: September 8, 2022

Join us for a fun lecture and trunk show that focuses on how to sort, store, and use your stash.

September 17 & 18, 2022 from Noon -3:00 pm - **All Star Virtual Sampler** – Global Quilt Connection

Registration deadline: September 15, 2022:

In this live virtual event, an All-Star cast of 18 quilt teachers will demonstrate some of their favorite quilting techniques, showcasing a wide variety of styles and techniques.

October 5, 2022, from 6:30 pm -8:00 pm- **Color and Design** – Tara Faughnan

Registration deadline: October 3, 2022

Drawing on 20 years of experience in quilting and textile design, Tara will share some of her approaches to the creative process, and discuss the importance of value, proportion and color when designing a quilt.

October 22, 2022, from 9:00 am -3:00 pm- **Color Interaction** – Tara Faughnan: Cost \$75

Registration deadline: October 17, 2022

Playing with color is one of the most rewarding aspects of quilt making. It can be fun, intuitive, challenging and at times frustrating. In this class, we will explore how colors play off one another and delve into the importance of value. Students will start with a variety of quick exercises, and move on to sewing small color studies that can be combined to make a larger quilt

December 6, 2022 from 10:00am – 3:00pm – **Hunter Star** – Joyce Holley IN PERSON CLASS

Location: 35th Avenue Sew and Vacuum, Northern Location Cost \$49

Registration deadline: December 3, 2022

Join us to learn how to make a Hunter's Star utilizing the Studio 180 tool. Can be scrappy or any color desired. Bring your own lunch.

Monthly programming is being scheduled through the year 2024. Check your email for regular announcements of upcoming events and if you have a recommendation for a teacher/program please contact the Education Committee at education@aqgmail.org.

Contributed by Penny Hulse

AQG Fun Day

COME JOIN US FOR THE SECOND AQG FUN DAY, OCTOBER 15, 2022!

*Location: Venue 8600, 8600 E. Anderson Dr., Scottsdale, AZ 85255,
a beautiful conference center. (9:00 AM—3:00 PM)*

Quilters, it's time to gather again— just for the fun of it! AQG has planned a day filled with many of the things we like to do: listening to 2 great lectures , shopping the vendors, trying our luck on wonderful raffle baskets . Come and join us.

Admission: \$15

SPEAKERS: Patti Pearce - Quilt Stories; Raymond Steeves—Three Dudes Quilting

Fun Day Agenda

9:00 am to 9:30 AM – Registration, Vendors

9:30 am to 10 AM – Announcements and Door Prizes

10:00 AM to 11:00 AM – Pattie Pearce

11:00 AM to 12:00 PM – Vendors – Raffles- Door Prizes

12:00 pm to 1:00 pm – Lunch on your own (or optional paid lunch). *No food can be brought into the event.*

1:00 pm to 1:30 PM -- Door Prizes, Vendors

1:30 PM to 2:30 PM – Raymond Steeves - 3 Dudes Quilting Designs

2:30 to 3:00 PM Raffle winners winners announced

Lunch?

- 1) Pre-pay for lunch via the "Fun Day Lunch event" on the [AQG website](#) for \$18.00
- 2) Go on your own. There are *many* restaurants nearby from fast-food to trendy kitchens.

**Join us for our 2nd AQG Fun Day!
It will be all the more fun with YOU there!**



canyon of colors

AQG 2023 Quilt Show

Lose yourself in a Canyon of Colors,
the spaces and places, near and far,
so vibrant from sunrise to sunset,
with textures perceived through all senses.

Oh, the possibilities!

Quilt Show 2023
March 23-25, 2023

Vendor Online Registration	05/01/2022	01/17/2023
Chapter Challenge Entries* *Chapters will be notified how much space they have after all entries are in and space is calculated	10/01/2022	01/07/2023
Chapter Opportunity Quilt Entries	10/01/2022	01/07/2023
Quilt Online Entries	10/01/2022	01/07/2023
Entrants Receive Electronic Entry Packets	02/19/2023	02/25/2023
Volunteer Online Registration	01/06/2023	03/13/2023
Entry Quilt Intake at MCC	10:00 AM 03/19/2023	1:00 PM 03/19//2023
Entry Quilt Pick Up at MCC MCC = Mesa Convention Center	6:00 PM 03/25/2023	7:00 PM 03/25/2023

The number of attendees for the 2022 March quilt show was 1,731. This is a 29% decrease from our last quilt show held in 2019, which had attendance numbers of 2,449.

Quilt Shows & Events



- ♦ **Autumn Splendor Quilt Show**—Friday, Oct. 21-22 (9 AM—4 PM)
College Park Church Community Bldg.
1990 Jaggerson, Kingman, AZ
(Quilts, Vendors, Opportunity Quilt and Boutique)



- ♦ Quilt, Craft & Sewing Festival AKA “Rusty Barn”
September 1-2 (10 AM—5 PM) Sept. 3 (10 AM—4 PM)
Westworld— 16601 N. Pima Rd., Scottsdale, AZ
Entry: \$8 if purchased from AQG website or \$12 at the door
Ticket is good for all three days

Find a carpool partner(s)

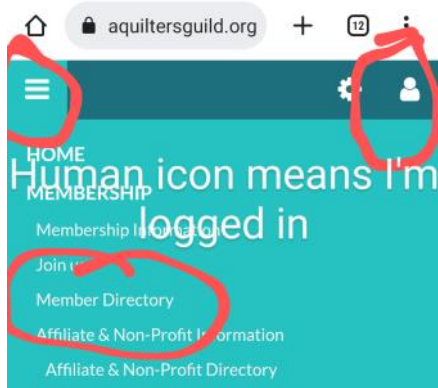
Save gas \$, reduce air pollution and make a new friend by find a carpool buddy for quilting events. Find nearby quilters to attend your events. Look up someone's address to send a thank you note.

Member Search in AQG Member Directory

Log into

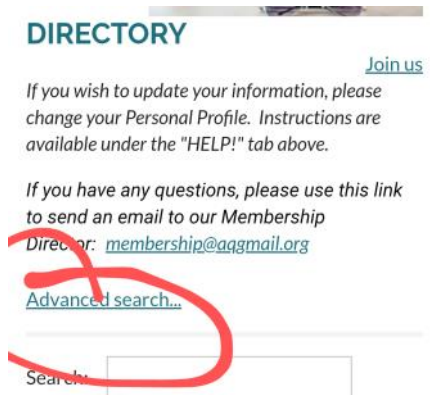
Arizonaquiltersguild.org

Click on menu in the upper left, 3 horizontal lines sometimes called hamburger



3. Click on "**Member Directory**"

4. Scroll down

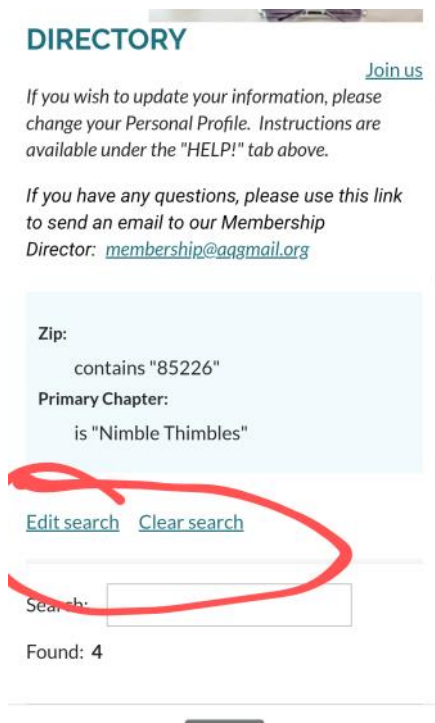


Click on "**Advanced search**"

- a. Enter search criteria, I use my zip code and chapter for chapter events.
- b. If I were looking for someone to go to a quilt show I would eliminate chapter. When I search for Nimble Thimbles primary members in 85226 I found 4.
- c. When I searched only zip code I found 8. I could also use my town or a nearby zip code to find others nearby
- d. Scroll down to "**zip code**" and use down arrow to select "**is**" then enter zip code in the next field.
- e. Scroll down to "**primary chapter**" and use down arrow to select "**is**" then select your chapter from the drop down menu.
- f. Scroll down
- g. Click "**search**"

Find a carpool partner(s) Continued

If you want to try another search scroll back up and "**edit search**" or "**clear search.**"



DIRECTORY [Join us](#)

If you wish to update your information, please change your Personal Profile. Instructions are available under the "HELP!" tab above.

If you have any questions, please use this link to send an email to our Membership Director: membership@aqgmail.org

Zip:
contains "85226"

Primary Chapter:
is "Nimble Thimbles"

[Edit search](#) [Clear search](#)

Search:

Found: 4

Scroll back up to enter different search criteria

I am happy to help anyone who wants to try this. AQG is about meeting others in the quilting community. You can also use this tool to invite AQG members at large or in other guilds to your chapter events

Jo Setliff

AQG, VP

jo.setliff@aqgmail.org



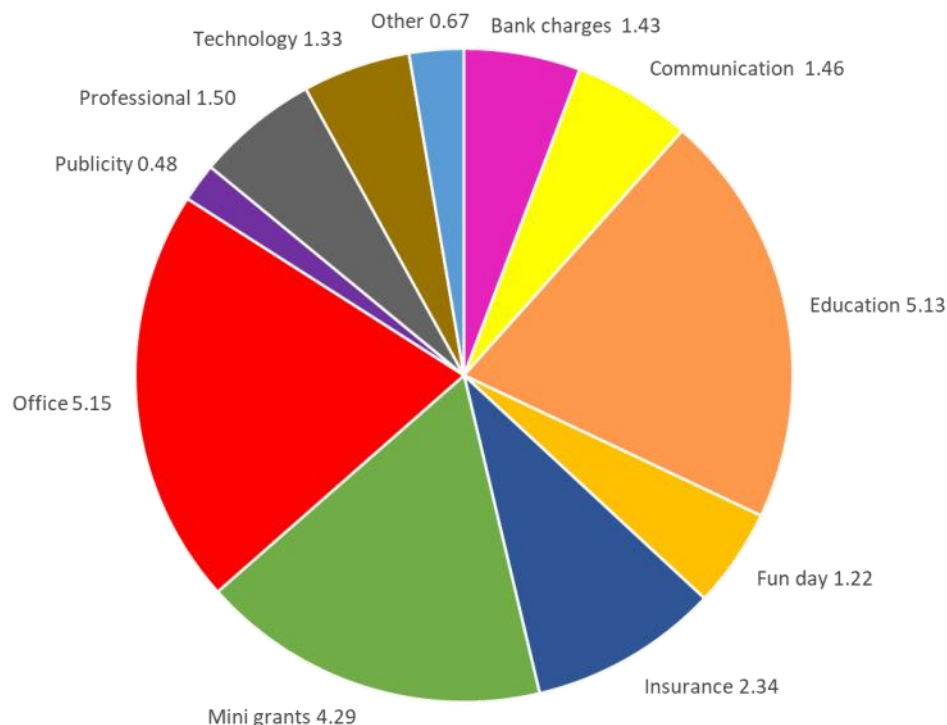
Questions For The AQG Board

Q: What do our dues pay for?

A: This is a common question that is asked to the board. In order to answer, we first need to discuss the annual budget. See the attached grid showing the income and expenses for the 2022-2023 budget.

- Membership dues represent 97% of the true income for AQG.
- Bank charges are the amounts we pay to provide electronic payment through our website and at events.
- Insurance represents the liability insurance we carry for meetings and events.
- The quilt show is self financed from ticket sales and vendor income.
- The overall budget has more expenses than income which means the final number shows money from reserves (savings account).
- Office expense is the most with \$5.15 from each member going to pay for the office and storage. We have reduced this expense this year by closing the storage room and moving all of the quilt show items into the office.
- The 2nd highest expense is education with \$5.13 from each member. This represents our mission statement.
- The 3rd is mini grants. This is the amount we budget for each chapter to receive money for charity work. ***New members pay \$30.00**

AQG Budget 2022-2023



Questions For The AQG Board-Cont.

The pie chart illustrates for your \$25.00 dues* how much goes to each area of the budget.
(Expenses based on annual dues of \$25.00)

AQG Budget 2022-2023

Category	Income	Expense	Net
Bank charges		3,000	- 3,000
Board – President’s quilt		200	- 200
Communication (Website, Zoom)		3,050	- 3,050
Education program	13,900	24,650	-10,750
Fun day	3,900	6,460	- 2,560
Insurance		4,900	- 4,900
Interest	100		+ 100
Member/affiliate	38,600		+38,600
Membership postage/printing		100	- 100
Mini grants		9,000	- 9,000

Category	Income	Expense	Net
Office expense (Lease, storage)		10,800	-10,800
Office supplies		550	- 550
Professional services (Legal, taxes)		3,150	- 3,150
Publicity		1,000	- 1,000
Quilt show	62,100	62,355	- 255
Rusty Barn	3,000	2,000	+ 1,000
Technology		2,780	- 2,780
Travel Expense		300	- 300
Money from reserve	12,695		+12,695
Total	134,295	134,295	

Dear Aunt Quiltie - Advice Column,

Quilting is such a useful hobby, and it's one of the most fun. At least most of the time . . . sometimes it can become monotonous, tricky, and hard to get done if your sewing machine is on the fritz or if you messed up a stitch. But there are some ways to streamline the quilting process and make it more effective and enjoyable, just check out these quilting hacks.



Quilting Hacks

- ♦ It's important that you press your quilts rather than iron them. To press, you use the hot iron to crease the seam flat, then open up the seam in the back and iron it flat as well.
- ♦ When seam ripping, just pick every fourth or fifth stitch, and always do so from the bobbin side. This is a really quick way to easily pull out all your stitches so you can quickly start over.
- ♦ If you're having trouble putting together fabrics for a quilt, try starting with one pattern that you really love and then finding other prints that match the colors or coordinate. You don't even have to use the original fabric in the quilt, it's just a great way to inspire you to start.
- ♦ It's also a great idea to lay out your quilt pieces before you sew them together. Randomizing the pieces can leave with results you don't especially like. and planning it out beforehand makes it all a little easier.
- ♦ Aunt Quiltie recommends spraying your fabric pieces with starch before piecing them together. This will keep your fabric stiff so that it doesn't pucker or gather during the sewing process. And once you wash the quilt the fabric will be cozy and soft again.
- ♦ Once you've sewed on one side of binding, press the binding flat, fold it over, press it again, and then securing the binding with binder clips. This will make hand-sewing the backside of your quilt a piece of cake!
- ♦ If you want to make sure you never lose your pins, glue a strong magnet to the bottom of your pin dish. You'll always have plenty of pins always handy.
- ♦ Looking for a better way to organize your fabric? Aunt Quiltie recommends filing it away! Just fold your different fabrics over the rim of an office folder and file it away in a filing cabinet! Pretty cool right? So easy!
- ♦ Keeping your scissors sharp is key to pulling off a gorgeous quilt. Keep yours working their best by regularly sharpening the blades.

Sincerely, Aunt Quiltie

If you have a question and would like it to be answered in future Chatter publications, please send in your question to newsletter@aqgmail.org You may win a prize from the Co-Publishers.

Member Recognition

North Phoenix woman who makes quilts for charity wins Pay It Forward award

PHOENIX (3TV/CBS 5) - We Paid It Forward in North Phoenix to Janet Kraus, who goes above and beyond helping others. "Janet is the hub of our quilt retreat, because she has a house full of fabrics. She takes fabrics and puts them together. She prints up patterns and comes in and says, 'here's our charity kit, you make them.' She is in there making quilts for charities now," said Cindy Boyd, Janet's friend.

As you heard, Janet is the charity quilt leader for her quilt guild called the Night Owls, and they donate over 500 quilts and pillowcases annually. Because of her hard work, her friend Cindy wanted to pay it forward to her.

Arizona's Family and Cindy walked up to surprise Janet. "This is for you because you inspire all of us in the Night Owls. You're awesome," said Cindy. "You are crazy for doing this," Janet said while laughing. "Thank you this is wonderful."

Janet spends a lot of time finding fabric for her kits to help her club create a quilt for charity. The organizing takes time, but Janet does it because she loves it. "We are commanded to help the world and make this better, and this is my way of doing it. I like to help people use the fabric that is waiting around for a purpose and to help those in need by wrapping them in quilts," said Janet.

If you would like to nominate someone for our Pay It Forward Program, [fill out a form on our community page](#).

Congratulations Janet!!!



Chapter Charity Spotlight

I can't believe it has been almost 1 year since we started working on the Quilts of Valor quilts.

We exceeded our goal of 40 quilts and have accomplished 50!

The award ceremony is quickly approaching. You are all invited to share in this award ceremony and honor those veterans receiving their quilts that day.

We will also be acknowledging all those involved in the project. Below is the information for the event.

Looking forward to seeing you there!

Melissa Bickham

President, Nimble Thimbles

scrappnmom@msn.com

602-448-8240

QUILTS OF VALOR AWARD CEREMONY

September 10, 2022

1:00p.m.-3:00p.m.

Holy Trinity Lutheran Church

Community Life Center

739 W. Erie Street

Chandler, AZ 85225

The ceremony will be hosted by Nimble Thimbles, A Chapter of the Arizona Quilters Guild. Nimble Thimbles, in honor of their 40th year anniversary, has created and will be displaying 50 Quilts of Valor quilts. Several Veterans will be awarded their quilt, an honor guard will be present, and snacks provided.



The Mission of the Quilts of Valor Foundation is to cover service Members and Veterans touched by war with comforting and healing Quilts of Valor.

For information contact: Melissa Bickham 602-448-8240

If you would like your chapter to be featured, reach out to president@aqgmail.org

Chapter Reports


Kingman Quilters of Kingman

submitted by Sally Bradley



It is with a sad heart that we mourn the loss of our Past President Jean Larimore. She was a talented person. Besides quilting she also was a weaver of wool and made some interesting pieces. We will miss her.

At our last Bee, Deb H. taught us how to make the Scandinavian Christmas ornament. No sewing involved, just a lot of fun.



Chapter Reports

Foothills Quilters of Glendale

submitted by Carol Paul

At our June meeting, we held our annual election of officers with the following results: Ruth Faulls, Chair; Nancy Pitts, Vice Chair; Judy Blake, Secretary; and Susan Ross, Treasurer. New committee chairs were also named: Jo Willis, Charity; Ila Lewis, Hospitality; Marlys Houge, Programs.

Following that a lengthy discussion was held regarding the draft revisions to our by-laws which the By-Laws Committee has been working on. Drafts will be emailed to everyone to review and compare with our old by-laws and AQG's current ones. Further discussion will then be held before finalization is done.

In preparation for Christmas in July, Lynn Pinda showed several examples of simple and fast projects so new members would have an idea of the kind of thing we'd be looking for. Sign-up sheets were circulated for volunteers to demonstrate projects.



As the prize for our next quarterly raffle, Karen Stegwell donated a beautiful turquoise and teal quilt made by her daughter. This is the second such donation Karen and her daughter have made.

Our July meeting was the first for new officers, board members, and committee chairs. During the meeting, we discussed the updating being done to our By-Laws and the job descriptions contained therein. It was decided to wait for approval of the drafts until our September meeting.

We are doing quite well with quilts, pillowcases, and totes for New Life, our main charity, and we will soon be delivering a lot of items to them. Discussion was held regarding our quarterly charity selections for the third and fourth quarters. The third quarter will focus on making quilts to send to CWSGlobal, an organization that has requested 700 quilts to be put into Welcome Backpacks for Ukrainian children arriving in the U.S. this fall. Requested sizes are 43" x 55" or 50" x 60" and we already have several being made. For the fourth quarter our project will be in support of Interfaith Refugee/Asylum Seekers Volunteers. This group needs simple drawstring-type bags with shoulder straps that can be given to immigrants after crossing the border. Immigrants are only allowed to cross the border with whatever belongings they can put in a gallon plastic bag so our bags will give them something to put essentials in once they cross.



Chapter Reports

Foothills Quilters of Glendale Continued

Being Christmas in July, several members demonstrated easy gifts that would make quick Christmas presents or just be useful around the house.

Ellen Born gave a presentation about our Opportunity Quilt and demonstrated how to lay out the blocks for easier assembly. All blocks have been cut and each block put in a bag along with a color chart and assembly instructions so members can take a block or two (or more) if they wish to participate. At this time two thirds of the blocks have found a home and the rest will hopefully be “adopted” when vacationing members return.



Following Show and Tell, the meeting adjourned.



Chapter Reports

Busy Bees of NW Phoenix

submitted by Bobbi Levy-Dodge & Patty Woodford

At our May meeting Betsy presented an excellent demo on how to create scalloped edges/waves. Her handout, from a class with Susan Sorenson, had clear instructions and reminders 'just in case' some of us don't attempt them until "someday".

At that meeting Donna brought in nine quilts headed to *Sleep in Heavenly Peace*, a volunteer organization that builds beds for kids who are sleeping on the floor. Sharon had turned her popsicles, from our earlier block exchange, into a happy summer wall-hanging. Bobbi trotted out a couple of tops that (once quilted) will be headed to a domestic violence shelter in the West Valley. Blue jellyroll quilts from our 'race' in March continue to roll in and add to our stash for outreach, like the one Grace brought in.

The challenge self-portraits were due at our June meeting, and the rest of us were challenged to guess who each one represented. Some were easier to match with their maker than others.



Pennie was our June tip-of-the-day presenter, and had three to share with us. Her first was that pressing seams open on half-square triangle blocks enables you to match them up, and her temperature quilt proved how well that works. Her second tip, to line up selvages to find the straight of grain (instead of relying on the factory fold) before squaring off the end of fabric will ensure that fabric lies flat. Her third tip was a way to pin both sides of nesting seams that ensures fabrics don't move *and* you won't have to sew over the pin.

Show & Tell is always fun. When new member Jo Ann displayed her dramatic blue/green geometric quilt there were requests for her to do a class - and happily she has agreed to that. Pat and Pennie brought in quilts they'd made from Susan's kits, while Louise had been busy finishing up some UFOs.



The fifth Wednesday of any month is slated to work on quilts for Outreach (nee Charity), and on June 29 that fun will include an Ice Cream Social afterward – perfect during these rather toasty days!

Upcoming for the Busy Bees: An Outreach Sew Day followed by a Taco Potluck Lunch; A "Bee" Fabric Exchange to be used in a Bzzzzz Mini Quilt (pattern to be provided in September); and a Fall Block Challenge.

Chapter Reports

Busy Bees of NW Phoenix Continued

At the July Business Meeting of the Busy Bees, Louise Grant gave a very interesting presentation on the Wool Penny Rugs. Penny rugs are not actual “rugs, but are decorative wool “mini” mats for tables, mantles and other furniture. They are believed to have been started in the 1800’s during the Civil War by homemakers who used a “penny” as one of the circle templates. (Ref.: The History of “Penny Rugs, Homeschool in the Woods) Louise showed different samples of the wool mats that she has made, and offered several patterns for the members to use to learn this process. Louise was also at the Sew Day later in the month to offer help with the cutting and stitching of these samples. Other members also brought extra wool from their stash for those who needed supplies and wanted to learn this art.

Also in July, Jan Hanson and Sharon Lichter showed their versions of the Spring Skinny Quilt and Monica Matteo presented the Summer Skinny Quilt Sample. At the end of the year, those participating in this program sure will have cute wall hangings or table mats to use for their seasonal home decor or as gifts.

Louise Grant gave The Tip of the Month for July: Use small clips instead of pinning seams to be sewn. This holds the fabric pieces more evenly and more easily removed as you are sewing.



The theme for our Holiday Party scheduled in December was revealed by our Hospitality Chair, Monica Matteo. It is vintage “O Tannenbaum”. Planning is already in the works by the committee for this gathering which is most anticipated by the members - lots of food and fun!

For this event, each Bee has been asked to either donate scrappy 2 1/2” squares or 16 patch blocks using these squares. Any fabrics can be used. For what these blocks will be used will be revealed at the party.....any guesses???



Chapter Reports

Cotton Patchers of Coolidge

submitted by June Batty

Because of the summer heat and the cooling ability of the A/C in the Women's Club, the Coolidge Cotton Patchers have decided to take a short hiatus and take the months of July and August off and begin meeting again in September.

The Coolidge Cotton Patchers are pleased to announce that Frank Hanners (pictured with his wife) from Maricopa, and Allan Gramando from Arizona City were each presented with a Quilt of Valor. Many thanks go out to Liz Davis and Judy Preston for all they do heading up our QOV program.



Also, in Coolidge's "Adopt a Senior" program Gabriel Alejandro was adopted by CCP's Jacque Henry. Because this young man is off to the army after graduation Coolidge Cotton Patchers thought he needed a red, white and blue quilt for his basket from Jacque so one was donated. We think he was pleased.

A long time resident and avid quilter of Coolidge recently passed away and her

daughter Amanda kindly donated five of her sewing machines to the Coolidge Cotton Patchers. We are making her a queen sized quilt to thank her for such a generous donation. Pictures to follow in a future submission.



Chapter Reports

Strawberry Patchers of Pine, Payson, Strawberry, Happy Jack

submitted by Jane Wilcox

It's been a busy summer for the Strawberry Patchers!

Our May "Secret Sister's Tea", as always, was so much fun! We wore our tea-est finest, and enjoyed a beautiful luncheon featuring fresh fruits and a vegetable quiche. Our dessert consisted of beautifully decorated lemon cupcakes. The gift exchange is always a surprise to see what you "pick". There were so many thoughtful gifts, and beautiful outfits! Thank you, Leslie, for organizing this yearly event for all of us!



Coming off the heels of the Secret Sister Tea, The Strawberry Patchers Quilt Show "The Threads that Bind Us" was held the 2nd weekend in June. The entire community turned out for our yearly (resumed) show! We had a record number of Gold Sponsors from the business community supporting us! The show featured a beautiful display of quilts, of course, and mini expos were staged throughout the hall depicting the evolution of fabric. Awards were given on Thursday from the Sponsors, and Friday from Viewer's Choice. Our Show Chairs, Christine Mahon and Lori

Ohmart, orchestrated a wonderful quality show with demonstrations throughout the day, a vendor mall, Patchers bake sale and country store. Attendance was down a bit from previous years, however; we are very excited to return to doing a yearly show! We are so grateful to Chris and Lori for doing such a fabulous job!!



Following our show, Kris Lovetro coordinated with members to work the Strawberry Festival that was being held at the Pine Community Center on June 18 & 19th. Kris has taken the "Patchers Country Store" to a whole new level from ONE zipper bag to MANY awesome items created and donated by members to help raise funds for our charitable donations. The Country Store brought in almost \$2,000.00 for charitable funding during the Strawberry Festival! Thank you to Kris, and all the members that work so hard making The Country Store a success!

Chapter Reports

Strawberry Patchers Continued

Also in July, Ingrid DeCook passed the Chapter Chair gavel to Leslie Peacock. We want to take this opportunity to thank Ingrid for her dedication and service for the Patchers. The chapter presented her with a quilt “signed” by all the members. Leslie was then tasked with running the July meeting as our new Chapter Chair. New officers are Margie Brakefield, Chair- Elect, Jackie Smith, Secretary and Christine Mahon, Treasurer.



Finally, we are SEW excited because our new Program Chair, Jo Halm, has designated every 3rd Thursday of the month as “Sew Fun” Days! Bring anything you want to work on, or make, it can be charity or not. The purpose is to get back to basics and do what we love to do: crafting, quilting, sewing with our friends. The first one was in July, and it was simply FUN! We had ladies sewing, cross-stitching, knitting, English Paper Piecing, visiting, lots of laughter and sharing stories. Lunch was a smorgasbord of deli meats & cheeses for building a yummy sandwich. Looking forward to the August Sew Fun Day!

Our chapter meets the first Thursday of the month at the Library Annex located behind the Pine Community Center. Meetings start at 9:30am but come at 9:00am for coffee and goodies. On the 3rd Thursday of the month, we have “Sew Fun” Days. Come for help, sewing, handwork, and the fun from 9:00am – 3:00pm! Hope to see you, too!



Chapter Reports

Delightful Quilters of Scottsdale

submitted by Jo Ann Bergdolf



So, what do the Delightful Quilters do in the heat of the summer? Well, we continue meeting, of course. Yes, there are fewer of us in attendance. Our winter visitors return to their cooler climes and a good number of our “Zonies” head north to cabins and quilt retreats. It is we hardy few that continue to enjoy each other’s company no matter the temperatures or humidity.



In June, Gail Shannon visited us bringing evidence of her creativity and spontaneity when it comes to quilt making. She leans into improvisational works, some abstract and always full of color. Her trunk show/slide show was inspiring. She encouraged us to play with projects and change our minds on how to proceed – as often as we feel like it! It was clear she gets immense joy from quilting.

Our July meeting was a day of working on charity projects – mostly quilted Christmas stockings and Flip & Sew charity quilts. After a brief business meeting, about 20 Delights cut, sewed, pressed and chatted while working on projects that will benefit Devereux Advance Behavioral Health and the Phoenix Family Advocacy Center. These events always provide members the opportunity to get to know one another better, especially in a group numbering more than 90 members. Half-way through the day, we were treated to a boxed lunch and cookies and, of course, additional time to chat. Then back “to work”!

As our members return to the Valley, we look forward to visits from The Quilted Gypsy and art quilter LeAnn Hileman, one or two “Sew-cials” and our annual Elf Party in December. No matter what the reason for gathering, we Delights look forward to being together as we share the joys and challenges of quilting.



Chapter Reports

Nimble Thimbles of Chandler

submitted by Jill Eskew

We have ended an exciting year 2021-2022 celebrating with a membership party. Lots of fun and games, like Speed Dating and the Price is Right! We congratulated Melissa Bickham, our

President for her outstanding leadership this past year!



The red, white and blue quilt was given to her from the members, compliments her President's Challenge to make 40 quilts to honor veterans on September 10, 2022.

Our community service has also done an outstanding job this past year 2021-2022, donating 385 quilts! These quilts were given to Gathering Humanity - 94, Hospice of the Valley - 40, Infinity Hospice - 43, Pregnancy Care Center - 128, VA Moms and Babies - 80 and Carry Bags Gathering Humanity -15.

Special thanks to Kathy O'Brien, Jude Locke, Debbie Arment, Penny Boese, Laura Mays, Ann Parks Phillip Stevens, Cindy Stohn, Kathy Kreig. Binders Karen Ewart, Linda Jenkins, Michaela Malobovich, Stephanie McCormick, Mary Platt and all the other members of NT!



following members presented their finished "Pups" for this challenge. Debra Arment, Lora Riordan, April Small, Stephanie McCormick, Michele Fraiser, Phyllis Rettke Michaela Malobovich,

Jo Setliff and Heather Nothum who finished 10 quilts of her own! Great Job!

An exciting new challenge has been presented by Darla Orndorff called "Periwinkle Path" for this Year! Sewing a small quilt that has a path running through it. Fabric was handed out with instructions to have it completed to enter it into the March Quilt show that AQG is having this year. Come and join us for all the details of these wonderful challenges and learn about our exciting programs for this coming year.

Please Mark your calendar for our Yearly Fund raiser, "The Annual Quilt Auction"! This will be held on October 4th, 2022.

QUILTS OF VALOR AWARD CEREMONY

September 10, 2022
1:00p.m.-3:00p.m.
Holy Trinity Lutheran Church
Community Life Center
739 W. Erie Street
Chandler, AZ 85225

The ceremony will be hosted by Nimble Thimbles, A Chapter of the Arizona Quilters Guild. Nimble Thimbles, in honor of their 40th year anniversary, has created and will be displaying 50 Quilts of Valor quilts. Several Veterans will be awarded their quilt, an honor guard will be present, and snacks provided.



The Mission of the Quilts of Valor Foundation is to cover service Members and Veterans touched by war with comforting and healing Quilts of Valor.

For information contact: Melissa Bickham 602-448-8240

We've had lots of excitement at our July 5th meeting! Kathy Kraig's presented her "Pups" challenge for 2021 - 2022. The

Nimble Thimbles
a chapter of Arizona Quilters Guild
Presents
2022 Small Quilt and Craft Auction

Tuesday, October 4, 2022
7:00pm
Preview at 6:30pm

Holy Trinity Lutheran Church
Community Life Center
739 W. Erie St.,
Chandler, AZ 85225

Items to be auctioned include wall hangings, art quilts, table toppers, tote bags, and other handcrafted items.

Proceeds to benefit charity quilt projects and educational programs.

Cash, Checks or PayPal accepted.

Contact Michele Frasier with questions.

480-205-8155 (text) or
michelefrasier14@gmail.com

Chapter Reports


Kingman Quilters of Kingman

submitted by Sally Bradley

We have kept Bees going through the summer even though the temps were high. Of late we are thankful for the rain, I know we all need it.

Ruby gave class on book and binder covers, and several members took part. Her's were very clever and colorful. With school starting up maybe some children with get a surprise gift.

We are looking forward to our Quilt show in October. Our Opportunity Quilt is done and tickets are available. Show dates are Oct. 21-22.



Chapter Reports

Mavericks of Tempe

submitted by Diane Howell

Mavericks kept busy this spring and summer filling a need identified by one of our members: tote bags for refugees arriving at Sky Harbor International Airport. Jo Van Loo volunteers at the airport, and noticed that people coming into the airport from a refugee welcome center were carrying all of their possessions in flimsy, plastic, grocery-style bags which easily ripped. She saw that cloth tote bags would be a vast improvement and a caring gesture.

She adjusted a pattern taught to Mavericks by Marla Hattabaugh earlier in the year, and began making totes. She told this story at a meeting early in the summer and we turned one of our meetings into a sew day. The guidelines were to use drapery weight fabric that is



thicker than standard quilter's cotton material. Straps could be made from folded fabric strips or fabric strapping. Those of us who used quilter's cotton, lined the totes with an additional layer of fabric. The bottom of the bags was shaped by sewing triangles on each side of the bottom to form a rectangle shape. The totes were open at the top, with the two straps sized so that they could be easily carried by hand or over a shoulder. Because most of the refugees are passing through Phoenix, the totes were sized to fit under an airplane seat.

Between the sew day and at-home production, Mavericks completed 200 totes, which have been delivered and disbursed. Each recipient picks the tote she or he wants, creating a connection between maker and receiver, even though they will likely never meet.

If your chapter would like to make tote bags for this cause, you can contact Jo at jomamavl@gmail.com for more details or to coordinate delivery of your completed bags.



In July, we said goodbye to our founder Barb Wills, who will be moving to the Pacific Northwest. She taught us one more fulfilling lesson on collage at that meeting, and we had not one but two cakes to celebrate more than two decades of her leadership.

In October, we will host one of the SAQA Trunk Shows at our meeting.

Chapter Reports

Desert Threads of Sun Lakes

submitted by Pat Sinclair

New officers were elected at the May meeting and immediately began working on plans for the coming year. In order to have more members actively involved each committee chair will give an overview of their duties and ways members can help. Vicki Jones, President, feels that it is essential to have back-up for each committee.

There were many suggestions for programs for the upcoming year. Cindy Templeton and Mary Platt, program chairs, had many ideas for programs, speakers and topics. One suggestion was made to become involved in “I Found a Quilted Heart” project. This will be presented at a meeting and members can choose to participate.



Another idea was to “make and take” a simple project at a meeting and/or possibly exchange. A n ornament at the December meeting. Suggestions for projects this coming year were President’s Challenge and a Brown Bag challenge using fabric scraps sealed in a bag. In addition, members are continuing to finish UFOs as part of a yearlong competition.

Sue Bart has volunteered to teach a “quilt as you go” class and Jody Edwards suggested ideas for charity projects. Because there are fewer places accepting quilts she recommends child or baby quilts. We continue to make tote bags for refugees. Volunteers are needed for Open Sew days to host these days.



Chapter Reports

Havasu Stitchers of Lake Havasu City

submitted by Susan George

Howdy!!! It's been a while since we've "talked." Sew let me catch you up on what's happening here by the Lake.

First, we are really, really excited. Our 2021 River Runs Through It quilt challenge has been submitted and is a semifinalist in the AQS Quilt Week show in Grand Rapids, MI. As I write this article, we have not heard where we stand in the judges' evaluation, but we are patiently yet anxiously awaiting their decision. As you may remember, the challenge required participants to create a unique panoramic river scene in celebration the 50th anniversary of the completion of construction of the London Bridge here in Havasu. Each creation could be no larger than 18"x36" and depict a desert/river landscape. They were displayed at our November 2021 quilt show and received rave reviews from all in attendance. At this time, we credit and thank Linda Visnaw for all her efforts in submitting our challenge for the AQS judges' review.



Well, moving on...Our July meeting was a daytime event. It was a "sew-in" to benefit our Community Outreach program. Cristy Marxsen and Char Steinhoff graciously led the participating members in creating quilts and bibs for our local assisted living and rest home communities. I'm told it was a

remarkably successful event. Thanks to everyone in attendance dozens of projects were completed and are now available for distribution.



Chapter Reports

Havasu Stitchers Continued

Another fun event...well really two were led by our very own Energizer Bunny – Sherri Ashford and her education team. First, the ever-popular SEWCATION. This 3 day “quilting” party/retreat is always a favorite, especially since it’s held at our local Aquatic Center ALL day and you can go home to your own bed each evening. WOW it’s the best place for this “party.” There’s plenty of room for each quilter to have her own sewing table. It’s fun to see the different projects that each person had chosen to start or complete. Lots & Lots of inspiration is shared here. There are always drawings and fabulous prizes and of course good food. I can’t think of anyone that hasn’t had a GREAT time. Now the 2nd, is a one-day event...Mystery Mayhem. Now, Sherri led the charge, but Judy Pedersen dealt out the instructions. Many of the participants were able to complete their mystery by the end of the day. I can tell you for sure, that that’s a successful party. And SEW MUCH FUN.



One last thing..... I’ll just say MISSOURI STAR. Yep, we have a contingent of quilters on their way to Hamilton, Missouri for a retreat beyond belief. Mindy Hoium is the acclaimed organizer. She and her troupe of quilters have waited a l-o-n-g time to go. Because of Covid, the first try at leaving Havasu for Hamilton was shut down. But happily, they are safely on their way to the quilter’s mecca of the Midwest. I for one am looking forward to seeing the results of their labor and to hear the stories of this once in a



lifetime trip.

Well for now, it’s TTFN and Happy Quilting.



Affiliate Members

NOAH & HER SISTER'S QUILT CO.

939 W. Palma De Pina

Tucson, AZ 85704

[NoahandHerSisters/facebook](https://www.facebook.com/NoahandHerSisters/)



CREATE AND REJUVENATE IN THE WHITE MOUNTAINS
WHERE YOU CAN SEW, KNIT, CROCHET, CRAFT, EAT, AND
SLEEP. NO CLEANING, NO COOKING. THE QUILTED MOOSE
HAS YOUR BACK!

480-797-8499

mamallama2058@gmail.com

<https://quiltedmooseretreat.com>

Quilty Pleasures

Long Arm Quilting

29383 W Whitton Ave

Buckeye, AZ

www.quiltypleasureslaq.com

tara.tucker@quiltypleasureslaq.com



2022 S 2100 East, Suite 201

Salt Lake City, UT 84108

www.quiltcraftsew.com 801-463-1200

rustybarn1@aol.com (September 1-3)

Westworld
16601 N. Pima Rd, Scottsdale

AZ House of Creative Retreats

24246 N. 43rd Ave/Glendale, AZ 85310

Just the place for your next event!! Perfect for
a craft/art/quilt class/retreat or your next busi-
ness team building retreat! If you are interest-
ed in joining us, please email to be added to
our mailing list or to inquire about availability!

azhouseofcreativeretreats@gmail.com

Affiliate Members

Mimi Designs

5350 E Deer Valley Drive #2417

Phoenix, AZ

mimidesignsart@gmail.com



Northern

3548 W Northern Ave

Phoenix, AZ 85051

(602) 841-5427

Hours: M-F 9a-6p Sat 9a-5pSun 10a-4p

Chandler

4939 W Ray Road

Chandler, AZ 85226

(480) 961-7363

Hours: M-F 9a-6p Sat 9a-5pSun 10a-4p

El Mirage

12213 NW Grand Ave

El Mirage, AZ 85335

(623) 583-0070

Hours: M-S 9a-5p

www.35thavesewandvac.com

info@35thavesewandvac.com

SEACRET

World Class Skin Care from the Dead Sea

Joy Olcott

www.seacretdirect.com/joyolcott/en/us

JoyOlcott@yahoo.com

Non-Profit Affiliate Members



P.O. Box 39693

Phoenix, AZ 85069

Email: info@paqa.net

Web: <https://paqa.net>



2750 N Lone Dove Trail

Tucson AZ 85749

Web: quiltforacause.org

(520) 235-7894

Many of our Affiliate members offer discounts to AQG members. Remember to show your AQG membership card when you are shopping and ask if they offer a discount.