



AQG 2022 Quilt Show March 24-26, 2022

Theme: Kaleidoscope of Quilts

Reminder– Volunteers NEEDED. We cannot put this Quilt Show on without your help! Please go online on the AQG website and volunteer so that this Show can go on.... ***(See Page 6 for the Task Matrix for your Chapter.)***

Go to the AQG website and register for the following workshops at our Show:

Lone Star Sparkler- Helen Frost

Thu. March 24 (9 AM to 3 PM)

Pin Cushion Party- Helen Frost

Fri. March 25 (12:30 PM to 3 PM)

Sat., March 26 (9 AM to 12 PM)

Electric Quilt 8- Sandra Gaines

Fri. March 25 (9 AM to 12 PM)

Long Arm Robotics- Sandra Gaines

Sat. March 26 (1 PM to 4 PM)

From the President ...



Soon it will be Valentines day! I think I will go out and buy myself some dark chocolate.

There are a lot of quilting activities coming up. Besides AQG lectures and workshops, there are Quilt Shows coming our way. AQG's Quilt Show is March 24-26. Rusty Barn is at the end of January, along with the Tucson Quilt Show. Quilt Con will be at the Phoenix Convention Center in February. Our Chapter – Coolidge Cotton Patchers is having a show Feb 25-27 and March 4-5. Sun City West is also having a quilt show in February. PAQA our affiliate, is having a Quilt Show, March 11-12. Check out Page 17 in the newsletter to see all the dates.

A special thanks to Mary Ellen Bloomburg, Pam Green & Teresa Darling for Auditing our books for our last fiscal year.

Is anybody interested in forming a youth committee? I envision this committee doing outreach to teach children how to sew and quilt. If you have any interest, please email me at President@aqgmail.org.

Happy Quilting,

Nancy Laswick

AQG President



In this Issue...

| | |
|----------------------------------|-------|
| President's Message | 2 |
| Contact Us | 3 |
| AQG Education | 4 |
| AQG Quilt Show..... | 5-6 |
| Aunt Quiltie Advice Column | 7 |
| Chapter Reports | 8-17 |
| Upcoming Quilt Shows | 18 |
| Affiliate Spotlight | 19 |
| Affiliate Members | 20-21 |

2021 - 2022 BOARD OF DIRECTORS EXECUTIVE COMMITTEE

| | |
|-----------------|--|
| PRESIDENT | Nancy Laswick (602) 793-1627 president@aqgmail.org |
| PRESIDENT ELECT | Debbie Ament president_elect@aqgmail.org |
| SECRETARY | JoAnn Bergdoll (480) 688-7854 secretary@aqgmail.org |
| TREASURER | Cheryl Raney treasurer@aqgmail.org |
| GENERAL MEMBER | Becky Barrett-Smith |

COMMITTEE CHAIRS

| | |
|-----------------------|---|
| MEMBERSHIP | Kathy O'Brien membership@aqgmail.org |
| EDUCATION | Penny Hulse (602) 882-1963 education@aqgmail.org |
| NEWSLETTER Co-Editors | Lois Wendling, Theresa Foster newsletter@aqgmail.org |
| TECHNOLOGY | Laura Niemann Technology@aqgmail.org |
| WEBMASTER | Laura Niemann Webmaster@aqgmail.org |
| QUILT SHOW | Debbie Cole (520) 240-0897 Quilt_show@aqgmail.org |

BOARD MEETINGS

Please check the [calendar](#) for the current schedule

No advance notice is required to attend. However, special circumstances can sometimes alter meeting dates and times. Calling ahead is recommended.

MEMBERSHIP

Membership in the Arizona Quilters Guild is based on a fiscal calendar running from July 1 through June 30. Current member renewal dues are accepted beginning April 1 for the following membership year and must be postmarked by June 30 to avoid a \$5 late fee charge.

Annual Membership Dues

| | |
|---|------|
| Renewals postmarked by July 1st | \$25 |
| New memberships and renewals postmarked after July 1st | \$30 |
| Affiliate Membership (business) | \$75 |
| Affiliate Membership (non-profit) | \$45 |
| • Memberships are not pro-rated. | |
| • AQG mailings are not delivered to non-USA addresses. | |

IT IS THE POLICY OF AQG NEVER TO SELL A LIST OF OUR MEMBERS TO ANYONE. THE ROSTER IS PROVIDED AS A COURTESY TO OUR MEMBERS FOR THEIR PERSONAL USE ONLY.

CHATTER DEADLINES

The Patchwork Chatter is published 10 times a year by AQG (no June or July issues). For more information or to submit articles and reports, please contact the AQG Communications Director through the office or send reports and jpeg photos to newsletter@aqgmail.org.

Next Chatter Issue = March 2022, #334

Deadline for submissions = February 15, 2022

OFFICE HOURS

10210 N 32nd Street, Suite C-214, Phoenix, AZ 85028
(By Appointment Only)
(480) 827-8458

ADDRESS CHANGES • ADDRESS CHANGES • ADDRESS CHANGES

Please help us keep our records up to date. You can (1) submit address changes using our Online Membership system at <https://arizonaquiltersguild.org/Sys/Login> or (2) e-mail address changes to membership@aqgmail.org or (3) call the AQG office and leave a message clearly stating your name and address changes. You should receive confirmation when your address has been updated.

AQG Education

The Education team is scheduling events through June of 2023. This is what is currently finalized:

| <u>Title</u> | <u>Teacher</u> | <u>What</u> | <u>Date</u> |
|------------------------|----------------|-----------------------|-------------|
| Floral Improv | Ellen Lindner | Workshop | 02/08/2022 |
| Lone Star Sparkler | Helen Frost | (Quilt Show Workshop) | 03/24/2022 |
| Electric Quilt 8 | Sandra Gaines | (Quilt Show Workshop) | 03/25/2022 |
| Pin Cushion Party | Helen Frost | (Quilt Show Workshop) | 03/25/2022 |
| Pin Cushion Party | Helen Frost | (Quilt Show Workshop) | 03/26/2022 |
| Robotics 4 Long Armers | Sandra Gaines | (Quilt Show Workshop) | 03/26/2022 |
| Quilts of Illusion | Karen Combs | Lecture | 04/12/2022 |
| Jewel Box | Karen Combs | Workshop | 04/23/2022 |
| Patchwork Illusions | Karen Combs | Workshop | 04/30/2022 |

The education events at the quilt show have been expanded. This year's key note speaker is Helen Frost, a celebrated quilter and author from Tucson, AZ. She will be speaking on both Friday and Saturday. Additionally, JoAnn Lang and Rali Burleson will be giving free lectures. We have also made available five workshops that we hope our members as well as quilt show attendees will enroll. When available, additional details will be in the quilt show program

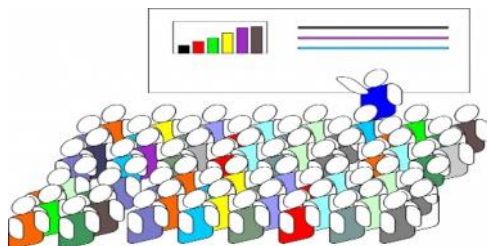
We are also working to bring the Bargello Class by Ann Dunn to you as an in-person workshop. Details are being finalized. The Events page is where you can find the latest updates about education events.

Thank you to all who have suggested teachers and subjects for events.

If you do have someone you'd like to see as an AQG sponsored workshop - a friendly request is to provide the teacher's contact information, subject and why you would like them to present.

Lectures/Workshop?

How is the Education team planning workshops and lectures? The team has decided that one lecture and workshop will try to be scheduled each month from September through June. July and August will have only a lecture planned.



[This Photo](#) by Unknown Author is licensed



AQG 2022 Quilt Show

March 24-26, 2022

Theme: Kaleidoscope of Quilts

Volunteer for the Quilt Show

Job Duties available are described below:

Quilt Intake Team: Collect quilts and coordinate delivery of quilts to the Mesa Convention Center on the Sunday before the show.

Hanging: Assist with displaying show items in an assigned area.

Volunteer Check-In: Monitor the Volunteer Room; assist other volunteers to find their assignments.

Floater: Assist wherever necessary.

Photography: Assist by hanging quilts for the photographer, or moving quilts in and out of the room. (This position may not be available every year.)

Admissions: Receive money; distribute tickets and programs to visitors.

Sales: Sell AQG opportunity quilt tickets, AQG promotional items, show bags, and show pins.

White Glove: Monitor exhibit rooms, answer questions, display quilt backs when requested.

Security: Assist with traffic flow, collect tickets, stamp hands, direct patrons, keep food/drink away from exhibits, and monitor doors.

Take Down: Assist with retrieving, bagging, and returning show items from your assigned areas; collect various hanging hardware.

Vendors: Assist the vendors with various tasks as requested.

Note to all members: With the number of volunteers we have signed up right now, we can't even get the quilts hung. I am attaching the Task Matrix for Volunteering for the Quilt Show (see Page 6). It explains which chapters are supposed to volunteer in which assignments each year. (The Show dates are across the top.) It also explains the minimum number of members that we need in each position from each Chapter. These are **MINIMUM Requirements**. **PLEASE SIGN UP NOW**. Thank you.

AQG Chapter Leadership Manual

Task List

| Chapters | 21/22 | 22/23 | 23/24 | 24/25 | 25/26 | 26/27 | 27/28 | 28/29 |
|-----------------------------|-------|-------|-------|-------|-------|-------|-------|-------|
| Betweeners | QS | BC | QS | | BC | BC | QS | |
| Busy Bee Quilters | BC | QS | BC | QSI | BC | BC | BC | QS |
| Cactus Patchers | BC | BC | | QS | BC | QS | | BC |
| Calico Cut-Ups | | BC | QSI | BC | | BC | BC | BC |
| Card Trick Quilters | BC | QS | | BC | BC | QS | BC | |
| Cholla | QS | | BC | BC | QSI | | QS | BC |
| Cooper Country Quilters | BC | BC | | QSI | BC | BC | | BC |
| Copper Thimbles | BC | BC | BC | | QS | BC | | BC |
| Cotton Patchers | BC | QSI | BC | QS | BC | BC | BC | QS |
| Daisy Mountain Quilters | QS | BC | QS | | BC | BC | QSI | |
| Delightful Quilters | BC | | QS | BC | QS | | BC | BC |
| Desert Threads | | BC | | BC | QS | BC | BC | BC |
| Foothills Quilters | BC | QS | BC | BC | BC | QSI | BC | QS |
| Friendship Quilters | | BC | BC | BC | QS | BC | BC | |
| Havasut Stitches | BC | BC | | BC | BC | QS | BC | |
| Kingman Quilters Guild | | BC | BC | QS | BC | | BC | BC |
| Mavericks | QSI | BC | | QS | | BC | BC | QS |
| Members at large | QS | BC | QS | BC | QS | BC | QS | BC |
| Night Owls | BC | QS | BC | QS | | BC | | QS |
| Nimble Thimbles | BC | QS | | QS | BC | | QS | BC |
| Paradise Valley Piecers | | QSI | BC | | BC | QSI | | QS |
| Piece Makers | BC | QS | BC | BC | | QS | | QS |
| Ponderosa Piecers | BC | | BC | BC | QS | BC | BC | |
| Prickly Piecers | BC | | BC | BC | | QS | BC | QS |
| Quilters Anonymous | QS | BC | QS | | BC | | QS | BC |
| Red Rock Quilters | BC | BC | | QS | BC | BC | | BC |
| Rippers | | BC | QSI | BC | | QS | BC | QSI |
| Shoofly Quilters | BC | QS | BC | | BC | QS | BC | |
| Strawberry Patchers | QS | | BC | | BC | BC | BC | QS |
| Sundown Quilters | BC | | BC | BC | QSI | | QS | BC |
| Sunrise Stitches | | QS | BC | | BC | QS | BC | QSI |
| The Git'er Done Piecemakers | BC | | BC | BC | | QS | BC | BC |

QSI - Quilt show intake team date is the Sunday before the quilt show.

QS - Quilt show volunteers will be assigned by the quilt show committee (e.g. hanging, floaters, security, front desk, white glove, taken down). Volunteer requirement 20% of current members in chapter or group.

BC - AQG Board or Committee members. Volunteer requirement is at least one person from the chapter or group.

Dear Aunt Quiltie - Advice Column,

In December of 2020, Aunt Quiltie provided advice on how to prepare for Quilt Show judges. Since the AQG Quilt Show is just months away in March and a lot of us are preparing our masterpieces, she thought it should be repeated.



With just a few careful modifications, the judges will evaluate your quilt for award recognition. Aunt Quiltie may have published this before but it bears to be repeated. Here are eight criteria that judges may be looking for:

- 1. Binding**—To me the most critical area of a quilt is the binding. So often in the judging room, the judges may love the quilt but if the binding is curved or corners not square, they will release the quilt. This means it will not be included in the final selection, so remember to check your quilt. Is the binding full of batting? Same width throughout? Free of bulk? If it has a small pattern like polka dots, is the binding cut based on the pattern and not the grain?
- 2. Design**—Is the design proportional to the size and shape of the quilt? Does the fabric create interest and contrast? (Remember your color wheel.) Does a single element create a distraction?
- 3. Borders**—Are there any puckers? Are corners 90 degrees? Are mitered corners extending to inner corners? Are the edges straight? Is the width in proportion to the quilt?
- 4. Piecing**—Are the points cut off? Are the curves smooth and the lines straight? Does the thread match the fabric? Any gaps? Any shadowing from dark fabric showing through light fabric?
- 5. Applique**—Is any raw edge not firmly attached? Any marking lines visible? Are points free of bulk and sharp? Does the thread match unless it is used as a decorative stitch?
- 6. Quilting**—Are all knots buried? Does the design enhance and not detract? Is the quilting appropriate to the type of quilt? Does the backtracking follow the seam? Can you see any starts or stops?
- 7. Stitches**—Are all stitches even and consistent? No tension problems? If hand stitched, does the thread penetrate all the layers?
- 8. Embellishments**—Are they secure and invisibly attached? Thread matches unless decorative? Are they appropriate to the quilt? (Large bed quilts should not have bling.) Do they create a distraction?

I would like to thank one of our recent AQG Quilt Show judges for this suggested checklist. After entering a few quilts into the show and being in the judging room, I have heard first hand a number of these criteria that I need to work on.

Sincerely, Aunt Quiltie

If you have a question and would like it to be answered in future Chatter publications, please send in your question to newsletter@aqgmail.org You may win a prize from the Co-Publishers.

Chapter Reports



Nimble Thimbles of Chandler

submitted by Penny Boese

At our first in person meeting for 2022, we enjoyed hearing Millie Burgheimer of Tucson talk about her thread painting art. Millie said she is a painter by training and spent several years working as a portrait painter before entering the world of thread art. Millie approaches her work as a painter does, selecting her threads to make her color palette. She stitches without a machine foot, instead just using the needle. She draws her designs on a linen canvas before quilting the canvas, backing and batting together. Millie was a joy to listen to and her works of art that she shared were incredibly detailed and beautiful.



Nimble Thimbles celebrates 40 years this year. To celebrate, President Melissa Bickham has challenged us to make 40 Quilts of Valor. Members have several QOVs in progress and we look forward to seeing what the group creates. Our 2022 promises to be a fun year with our Quarter Auction scheduled for March and QUILTO scheduled for May!



Chapter Reports

Copper Country Quilters of Globe/Miami

submitted by Jan Pederson, Secretary

Globe quilters were busy at the end of the year with donations to Globe Active Adult Center and Miami Senior Center. The quilts went to seniors in our area who have no immediate family locally. Cobre Valley Regional Medical Center coordinated the donations.

The ladies have been busy with our 3-yard de-stash challenge.

Our destash sale of friend Sally Hatfield's fabrics generated a \$2500 donation to the Phoenix chapter of the ALS. As a part of the de-stash, 3-yard bundles of fabric were offered to our members. These must be completed by the end of February for a special exhibit going up at the end of our quilt show in honor of Sally.



Our 2022 Quilt Show, 'Pieces of Friendship', is scheduled for February 11-27, 2022. The show has been held for over 30 years at the Cobre Valley Center for the Arts in downtown Globe.

Our opening reception is Saturday, Feb. 12 at 11a.m. The center is open 10-4 Monday through Sat and 12-4 on Sunday. There is no admission fee. We will have a small quilters boutique and be selling ticket for our Opportunity quilt.

Our 2020 show was cut short and there was no show in 2021 so we are excited to see our fellow quilters this year.

Chapter Reports

Shoofly Quilters of Payson

Our first meeting of the New Year is under our belts and we are all busy with winter and spring projects. The Shooflies have some exciting classes to offer this year. Later in January and into February, those who are interested will be creating a swacket: a sweatshirt/jacket combo. Pat Jonz will be our instructor and the class roster shows it will be well attended. Pictures are from quilts our members made and Pat modeled one of her swackets.

Our meetings are the first Tuesday of each month at 9:30 a.m. the VA on Hwy 260. You can also check us out on Facebook: Shoofly Quilters on Facebook. Those participating in the swacket class should be able to model their creations for the March newsletter! Be safe and be kind...fortunately for us Arizonans, winter isn't as long as it is in other parts of this great country. Happy quilting!

submitted by Susan Nafziger



at



Chapter Reports

Strawberry Patchers of Pine, Payson, Strawberry, Happy Jack

submitted by Jackie Smith

A new year always brings us new hope, new challenges and new goals. We're up for anything, as long as it involves making quilts and making friends. The Strawberry Patchers are looking forward to some dynamic website improvements thanks to our inhouse computer specialists, Elaine Putnam and Tricia Newkirk. See strawberrypatchers.com. We are also gearing up for our June quilt show with Co-Chairs Chris Mahon and Lori Ohmart in the lead.

One of the show displays being planned by Community Service Chair Kris Lovetro is a community service Pioneer Braid challenge. As we receive donated scraps and smaller cuts of fabric, we cut much of it into the sizes generally sold in quilt stores as "precuts". Our cup *ranneth over* in the 2 ½" size, so on a recent sew-day, many members picked a stack and went to work on the super-fun and fast Pioneer Braid pattern. Some were scrappy, some followed a colorway, some a seasonal theme, but they are all lovely and will make not only an inspiring display, but also warm and comforting gifts for community members in need. Pictured above is a Pioneer Braid pattern top made by Maureen Pastika in soft sea green colors.

Maureen's show-and-tell included her adorable gnomes as well. She said she had been a crafter before she was a quilter. Maureen obviously still has a delightful flair for crafting.

Chris Mahon rescued another antique quilt from an estate sale made by a church group in 1951. With a little repair and careful cleaning, she has preserved this 70-year-old treasure to last another seventy years. Photo below.



Chapter Reports

Strawberry Patchers Continued



Chapter Chair Ingrid DeCook has a knack for creating gorgeous scrap quilts, most of which she donates to charity. At show-and-tell we see both her beautiful Wagon Wheel and perfectly pieced Pinwheel quilts.

I've added two pictures of Sheila Bruner's original creations from a show-and-tell a couple of months ago. Sheila has an amazing eye for color and value to create incredible dimension. With a wealth of experience as a former professional quilter, she is able to take a quilt from conception to ribbon-worthy quilted perfection. Here she is seen with her striking hand-dyed jewel and an exhilarating pink and gray geometrical gem.

In addition, below is a picture of Linda O'Dell and other friends from our Christmas party (Linda is on the left) that was omitted in the printing of last month's article highlighting her life in Arizona and our community, along with the final sentence: "The community thanks you, Linda, and we wish you the best in your new home. You will be missed!"



The *Chatter* offers all AQG Chapters the opportunity to celebrate individual talented members, and to share our friendship through the love of quilt making and community work. It's also a chance to invite anyone searching for a quilt group to know us all a little better and to tell if we're a good fit for them. Anyone in the Pine area on the **1st Thursday** of the month is welcome to visit with the Strawberry Patchers at the **Isabelle Hunt Memorial Library Auxiliary Room** (the building behind Pine Strawberry Community Center in "downtown" Pine). Coffee and nibbles are served in the half hour prior to the business meeting which starts at **9:30am**. Bring something for show-and-tell to help us get to know you too!

Chapter Reports

Desert Threads of Sun Lakes

submitted by Pat Sinclair

In January the program featured guest speaker Cindy Stohn. Cindy has won awards at Houston International Quilt Festival, Mancuso, Arizona Quilt Guild, and Road to California. Her presentation included her approach to the creative process and what inspires her to design award winning quilts. She brought a sampling of her work and answered questions from our group. Pursuing her art led Cindy on many paths. As she began art quilting, she took classes in water color, color theory, and design. These classes inspire her creativity and she encouraged us to look in different directions for inspiration.



Program Chair Cindy Templeton presented a UFO challenge to start the year. Beginning in January, it will run until December. Completed UFO's will be awarded points and prizes given.

At the February meeting members will rotate between 4 stations, with a member demonstrating a new technique at each. These techniques include applique with wash away stabilizer, making accurate flying geese, paper piecing and English paper piecing. Our membership continues to grow. Participation at coffees, open houses and articles in the Splash have increased our membership to 44 members. Each meeting begins with time for socializing before the program begins. A Revision of By laws was discussed and members will vote on the revisions at the February meeting or by e-mail. The meeting ended with Bring and Brag.



IN MEMORY OF LINDA PIASECKI

On Tuesday January 18, 2022, Linda passed away after an unfortunate fall. She was a founding member of Desert Threads and had an active role in developing the new AQG Chapter. Her dedication and knowledge played a large part in setting up the financial accounts and she served as treasurer for 2 years. She was active in Desert Threads' formation and the tasks required to start a new Quilt group in Sun Lakes. Additionally, she served as treasurer for AQG, which kept her even busier.

She loved quilting and contributed to her Chapter's Charity quilts as well as shared her knowledge of quilting with her Chapter. As an expert quilter, she also had an Etsy shop. She had good sense of color, clearly present in her quilts which she also quilted on her long arm quilting machine.

She is survived by her husband George, daughter Essa, son Joseph and son-in-law Jeff. There will be a celebration of life at a future date.

We appreciate the years she gave to us and will miss her smile.

Chapter Reports

Sunrise Stitchers' of Scottsdale

submitted by Nancy Cisar

We continue to meet in person, this month with one of our members from Canada who has had to attend through Zoom. It was great to have her in person. In person meetings allow us to catch up on all the goings-on of each of us and gives us a sense of togetherness and friendship.

One of our first items to report was the “Celebration of Life” of our long-time member Gretchen Stephenson. She was a beautiful quilter with many ideas and creative skills which will be missed. More to come: there will be a sale in her home later this spring of multiple quilting items she had accumulated. Watch for our posting of this sale.

Christmas is a time of giving; many of our members contributed quilts and sewing items for the Navajo nations; our group sent 6 sewing machines, 50 bags of quilts and materials, and a sewing table.

We gave \$765 to the Foothills Food Bank, plus 170 lbs. of food.

We gave \$170 to the Veterans' group along with some clothing.


Additional items given to charity include 14 quilts to Hospice of the Valley, 17 quilts to Blankets for kids, and 11 pillowcases to Ryan's Smiles.

Pat presented our “Tip of the Month”: Using ‘Pool Noodles’ to roll a quilt on to prevent fold lines. You can also use it to roll a quilt top and unfinished blocks together to prevent losing them. You can use any roll from wrapping paper to roll quilt squares together to make them easier to store and eliminate the need for more pressing before using.

We decided to carry on our UFO projects for the next year. Each person who wanted to participate prepared a list of 6 projects that they would like to see completed in the next year. The list was sent to the President. Every 2 months a new project will be selected to be completed in 2 months time. It gives the member an incentive to complete those projects hidden in our closets or stashes. The member shows the group the completed project in 2 months. At the end of the year, those who completed all 6 projects are given an opportunity by a ‘luck of the draw’ a prize. The competition is not mandatory, just FUN to see who can complete their UFO's!!

Our February meeting will be a sale of materials, patterns, sewing items that members donate . It should be fun.

For our presentation this month, Christiana, a member, presented the “Burgoyne Surrounded block”. The geometric pattern of this quilt--commonly known as Burgoyne Surrenders or Burgoyne Surrounded--is said to refer to one of the most pivotal events in the American Revolution. In 1777, the British failed in their attempt to take control of the strategic Hudson River, and in the end British General Burgoyne with nearly six thousand of his men were surrounded by American troops and forced to surrender near Albany, New York. In this quilt, Burgoyne's army is represented by the squares at the center of the blocks, encircled by the American troops.



Chapter Reports

Sunrise Stitches' Continued



Different colors and changes in the pattern appearance make this quilt block look quite different. It behooves one to look up this historical block. See if you can do it yourself for a challenge.

Several of our members presented Show and Tell. One of the most memorable quilts was completed by Linda Pantier—she started this quilt 40 years ago for her daughter. It consisted of 48 blocks, each block representing a state and their own state flower. Each flower was embroidered. As her story goes, she started and stopped it over the years with several moves across the states and finally after 40 years completed the quilt and gave it to her daughter on her 50th birthday. Congratulations Linda!!!

The remainder of show and tell you can see below.

Sunrise Stitches Show & Tell January 2022



Chapter Reports

Cotton Patchers of Coolidge

A new year brings new officers and a flurry of things to do at our first business meeting of the year. Jacque Henry is president this year, June Batty is vice, and Becky Ruiz continues as Secretary/Treasurer.

We started the new year with a very informative class taught by Deb Sinclair on navigating the AQG website. Thanks so much for helping us see how much we can avail ourselves from AQG.

Another new and exciting event was our first ever at home 24-hour retreat held over two days at the Coolidge Women's Club. We just showed up and sewed over two 12 hour days. Breakfast, lunch and dinner was provided by the chapter so all we had to do was show up. We had games, challenges, door prizes, Bingo and FUN! Everyone won something from fat quarter to donations from community businesses. We are all looking forward to our second annual retreat next year. Hint Hint.

submitted by June Batty



Chapter Reports

Foothills Quilters of Glendale

submitted by Carole Paul

We held our annual Christmas Party on December 8 and had a great time – lots of food, fun, and prizes. The Opportunity Quilt drawing was held and the winners were Mark and Natalie McCloy of Clarkston, MI. They were delighted with their Tula Pink Butterfly quilt!



At our January meeting, we were treated to a very interesting presentation by Janet Bourque, from

Amachajul Maya Days for Girls, which Foothills has adopted as our special quarterly charity. This charity is providing sewing machines, sewing instruction, and educational opportunity for women and girls living in a poor area 10,000 feet up a mountain in Guatemala. Hearing about the lives of these women shows just how lucky we are in this country. Janet also brought a beautiful example of cloth woven and embroidered by these Mayan women.



The Pastor of Spirit of Hope Church, where we meet, came to tell us about the Church's assistance in helping victims of the Colorado fires and asked for any help we could give. She had a list of items the Church is collecting. It was decided that Foothills will donate money to aid them in collecting supplies.

Following the break, we saw several quilts that have been made for charity, as well as other projects.



Quilt Shows and Events

Phoenix Quilt, Craft & Sewing Festival 2022 (aka Rusty Barn)

January 27-29, 2022 (Thu.-Fri. 10 AM to 5 PM, Sat. 10 AM to 4 PM)

WestWorld of Scottsdale, 16601 N. Pima Rd., Scottsdale

Tucson Quilt Fiesta 2022

January 28-29, 2022 (9 AM to 5 PM)

Pima County Fairground, 11300 S. Houghton Rd., Old Pueblo Hall

Tucson, AZ (Presented by Tucson Quilters Guild)

Quilt Con-Phoenix

Feb. 16-20, 2022 (Thu.-Sat. 10 AM to 6 PM; Sun. 10 AM to 4 PM)

Phoenix Convention Center, 111 N 3rd St., Phoenix

Keepsakes from the Heart 2022 Quilt Show

February 26-27 Saturday & Sunday 9-4 Palo Verde Patchers

Palm Ridge Rec Center, 13800 W. Deer Valley Drive, Sun City West

\$5 Admission, Raffle Quilt, Boutique Silent Auction, Raffle Baskets.

Lunch Available for purchase Patchers.sewclubs.com

Cotton Patchers Quilt Show

February 25, 26, 27, & March 4, 5, 6

Coolidge Women's Club, 240 W Pinkley Ave, Coolidge AZ 85128

The second weekend of our show is in conjunction with "Coolidge Cotton Days"

Git 'Er Done Piecemakers—The Apache Wells Quilt Show is Back!

Saturday, March 5, 2022 (9AM to 1:30 PM)

Navajo Room in the Apache Wells Community Center, 2223 N 56th Street, in Mesa AZ

(Near the gazebo picnic tables)

Jan.—March Quilt Show/Shop Hop

Red Rock Quilters in Sedona invite you to their Quilt Show

and Shop Hop with local Quilt Shops.

PAQA-Quiltapalooza

March 11-12 (9AM to 4PM)

Living Streams Church, 7000 N. Central, Phoenix

AQG 2022 Quilt Show Theme: Kaleidoscope of Quilts

March 24-26, 2022, Mesa Convention Center, 201 N. Center Street, Mesa

Admission Fees Members: Thursday evening \$5

Friday or Saturday One Day Pas \$10

General Public: Thursday evening \$5

Friday or Saturday One Day Pass \$15



Join us this spring for

QUILTAPALOOZA

QUILT SHOW

MARCH 11 & 12, 2022

(FRIDAY AND SATURDAY)

9:00AM-4:00PM

Living Streams Church
7000 N Central Ave
Phoenix, AZ

Check out our website:
www.PAQA.net

Affiliate Members

NOAH & HER SISTER'S QUILT CO.

939 W. Palma De Pina

Tucson, AZ 85704

[NoahandHerSisters/facebook](https://www.facebook.com/NoahandHerSisters/)



CREATE AND REJUVENATE IN THE WHITE MOUNTAINS
WHERE YOU CAN SEW, KNIT, CROCHET, CRAFT, EAT, AND
SLEEP. NO CLEANING, NO COOKING. THE QUILTED MOOSE
HAS YOUR BACK!

480-797-8499

mamallama2058@gmail.com

<https://quiltedmooseretreat.com>

TURQUOISE THREADS *a gathering place™*

2225 E State Route 69 in Prescott

<https://www.turquoise-threads.com>



201 S Church St

Aztec, NM 87410

(505) 334-7490

(505) 334-9566

<https://www.quiltityaya.com>



2022 S 2100 East, Suite 201

Salt Lake City, UT 84108

www.quiltcraftsew.com 801-463-1200

rustybarn1@aol.com (January 27-29, 2022)

AZ House of Creative Retreats

24246 N. 43rd Ave/Glendale, AZ 85310

Just the place for your next event!! Perfect for a
craft/art/quilt class/retreat or your next business
team building retreat! If you are interested in
joining us, please email to be added to our mail-
ing list or to inquire about availability!

azhouseofcreativeretreats@gmail.com

Affiliate Members



Genesis Quilting LLC

Mesa, AZ

602-935-5045

<https://www.genesisquilting.com>



Northern

3548 W Northern Ave

Phoenix, AZ 85051

(602) 841-5427

Hours: M-F 9a-6p Sat 9a-5pSun 10a-4p

Chandler

4939 W Ray Road

Chandler, AZ 85226

(480) 961-7363

Hours: M-F 9a-6p Sat 9a-5pSun 10a-4p

El Mirage

12213 NW Grand Ave

El Mirage, AZ 85335

(623) 583-0070

Hours: M-S 9a-5p

www.35thavesewandvac.com

info@35thavesewandvac.com

SEWING Nuts, LLC

Owned by: Savi Tavassoli

Email: savi@sewingnuts.com

Non-Profit Affiliate Members



P.O. Box 39693

Phoenix, AZ 85069

Email: info@paqa.net

Paqa.net



2750 N Lone Dove Trail

Tucson AZ 85749

quiltforacause.org

(520) 235-7894



PO Box 2322

Payson, AZ 85547

quiltroundup.com

eputnam@quiltroundup.com

(928) 978-3464

Many of our Affiliate members offer discounts to AQG members. Remember to show your AQG membership card when you are shopping and ask if they offer a discount.