



AQG 2022 Quilt Show March 24-26, 2022

Theme: Kaleidoscope of Quilts

Reminder— Volunteers NEEDED. We cannot put this Quilt Show on without your help! Please go online on the AQG website and volunteer so that this Show can go on. ***(Please see Page 6 for Task Matrix for your Chapter)***

Go to the AQG website and register for the following workshops at our Show:

Lone Star Sparkler- Helen Frost

Thu. March 24 (9 AM to 3 PM)

Pin Cushion Party- Helen Frost

Fri. March 25 (12:30 PM to 3 PM)


Sat., March 26 (9 AM to 12 PM)

Electric Quilt 8- Sandra Gaines

Fri. March 25 (9 AM to 12 PM)

Long Arm Robotics- Sandra Gaines

Sat. March 26 (1 PM to 4 PM)



From the President ...



Hello Quilters,

March is our big month. Our Quilt Show is right around the corner. Consider Volunteering with a friend. We can use your help. I'm looking forward to seeing you all there at the Quilt Show.

We will be having a short Zoom membership meeting on April 23 just to talk about the current state of the Guild. Watch for details.

It's that time of year. We are looking for New board members. This is my last year on the board. It's been fun and I hope a few of you will consider joining the team. Contact me or any of the current board members to ask us any questions. We would be happy to talk to you. Also, there are always opportunities to be on some of our committees, so call if you are interested. Technology, Quilt Show, Education, Fun Day are some of our committees.

Happy Quilting,

Nancy Laswick



In this Issue...

President's Message	2
Contact Us	3
AQG Education	4-6
AQG Quilt Show	7
Barb Spitalny Remembrance	8
Aunt Quiltie Advice Column	9
Chapter Reports	10-19
Upcoming Quilt Shows/Events	20-21
Affiliate Members	22-23

2021 - 2022 BOARD OF DIRECTORS EXECUTIVE COMMITTEE

PRESIDENT Nancy Laswick (602) 793-1627
president@aqgmail.org

PRESIDENT ELECT Debbie Ament
president_elect@aqgmail.org

SECRETARY JoAnn Bergdoll (480) 688-7854
secretary@aqgmail.org

TREASURER Cheryl Raney
treasurer@aqgmail.org

COMMITTEE CHAIRS

MEMBERSHIP Kathy O'Brien
membership@aqgmail.org

EDUCATION Penny Hulse (602) 882-1963
education@aqgmail.org

NEWSLETTER Co-Editors Lois Wendling, Theresa Foster
newsletter@aqgmail.org

TECHNOLOGY Laura Niemann
Technology@aqgmail.org

WEBMASTER Laura Niemann
Webmaster@aqgmail.org

QUILT SHOW Debbie Cole (520) 240-0897
Quilt_show@aqgmail.org

BOARD MEETINGS

Please check the [calendar](#) for the current schedule
No advance notice is required to attend. However, special
circumstances can sometimes alter meeting dates and
times. Calling ahead is recommended.

MEMBERSHIP

Membership in the Arizona Quilters Guild is based on a fiscal
calendar running from July 1 through June 30. Current member
renewal dues are accepted beginning April 1 for the following
membership year and must be postmarked by June 30 to avoid
a \$5 late fee charge.

Annual Membership Dues

Renewals postmarked by July 1st \$25
New memberships and renewals
postmarked after July 1st \$30
Affiliate Membership (business) \$75
Affiliate Membership (non-profit) \$45

- Memberships are not pro-rated.
- AQG mailings are not delivered to non-USA addresses.

IT IS THE POLICY OF AQG NEVER TO SELL A LIST OF
OUR MEMBERS TO ANYONE. THE ROSTER IS
PROVIDED AS A COURTESY TO OUR MEMBERS FOR
THEIR PERSONAL USE ONLY.

CHATTER DEADLINES

The Patchwork Chatter is published 10 times a year by AQG
(no June or July issues). For more information or to submit
articles and reports, please contact the AQG Communications
Director through the office or send reports and jpeg photos to
newsletter@aqgmail.org.

Next Chatter Issue = April 2022, #335

Deadline for submissions = March 20, 2022

OFFICE HOURS

10210 N 32nd Street, Suite C-214, Phoenix, AZ 85028
(By Appointment Only)
(480) 827-8458

ADDRESS CHANGES • ADDRESS CHANGES • ADDRESS CHANGES

Please help us keep our records up to date. You can (1) submit address changes using our Online Membership system at
<https://arizonaquiltersguild.org/Sys/Login> or (2) e-mail address changes to membership@aqgmail.org or (3) call the AQG
office and leave a message clearly stating your name and address changes. You should receive confirmation when your
address has been updated.

AQG Education

Workshops at Quilt Arizona! 2022

Five wonderful workshops will be offered in conjunction with our upcoming quilt show. This is a great opportunity to learn something new and have some fun with in-person workshops!

All workshops will be held at the Delta Marriott Hotel (200 North Centennial Way), adjacent to the Mesa Convention Center.

Workshops by Helen Frost



Helen Frost considers herself a traditional quilt maker, preferring to explore the patterns of the past instead of inventing new ones. Her favorites are the Nine Patch, Sunshine & Shadow, and, of course, the Lone Star. These designs are traditional but the construction methods are anything but! She and her mother, Blanche Young, developed ground-breaking strip-piecing techniques for these patterns and more.

Helen is the co-author of several quilt books, including three based on the Lone Star design. She is proudest of her contributions to the book *Grand Endeavors: Vintage Arizona Quilts and Their Makers*, the state quilt project book for Arizona.

1. Lone Star Sparkler



Thursday, March 24, 9am – 3pm

Delta Marriott Hotel

Quilters love the Lone Star! Come join us to make your own diamond dazzler with this great strip-pieced method. Learn precision cutting, pinning, sewing and pressing. You'll receive a bonus "treat bag" of tools and aids that will help make the steps easier and more accurate. We'll work on the star points in class followed by demonstrations for painless set-in seams and perfect mitered borders that will help you finish the quilt at home.

\$45 for AQG members. [Click here](#) to register on the AQG website.

2. Pin Cushion Party



Friday, March 25, 12:30pm – 3pm

or

Saturday, March 26, 9am – noon

Delta Marriott Hotel

Be a "party girl" and join the fun while making cute and clever pincushions! All the machine sewing has been done for you; all you have to do is some hand sewing and gathering, turning and stuffing, gluing and embellishing. You'll make a "spool of variegated thread," a buttoned Four-Patch, a party hat, a velveteen emery strawberry, and an owl to watch over you while you sew. \$35 for AQG members + \$10 kit fee.

[Click here](#) to register for the Friday session.


[Click here](#) to register for the Saturday session.

AQG Education

Workshops by Sandra Gaines



Sandy comes from a long line of quilters and seamstresses. She has been an avid quilter for over 20 years. In her prior life, Sandy spent over 30 years as a computer systems analyst; it was a natural fit to integrate computers into her quilting. After retiring from corporate life, she started a quilting-related business with her husband, Keith. It is named, Sew-N-Tech, and it offers classes, quilting services and long arm sales and service.



Electric Quilt 8 Basic Design

Friday, March 25, 9:00 am – noon

Delta Marriott Hotel

Want to design your own quilts but hate graph paper? Tired of finding patterns you like but the quilt size is wrong? Want to know what fabrics look like in a pattern? Did you know there is a computer program, Electric Quilt 8 (EQ8) to help you solve these problems? If you already own EQ8 but have been afraid to use it or wonder about a tool to make your quilt design easier--this is the class for you.

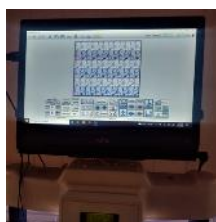
We will explore basic quilt and block design using EQ8. Let EQ8 do the math. The program can give you cutting instructions, applique patterns, paper piece templates, fabric requirements and more. If you already own EQ8, bring your laptop with EQ8 installed, otherwise bring a laptop and we can install a student version that can be used in class. \$35 for AQG members.

[Click here](#) to register on the AQG website.

Long Arm Robotics

Saturday, March 26, 1:00pm – 4:00pm

Delta Marriott Hotel



Own a long arm quilting machine and thinking about adding a computer? If you are considering purchasing a long arm this is your class, we will discuss the pros and cons of robotic quilting. We will talk about features, what to look for in a robotics package and some of the myths surrounding computerized quilting so you can decide for yourself if robotics would be right for you. This is a generic class not geared toward a specific robotics program. The demonstrations will be based on the Grace Creative Touch Pro software. No long arm or robotics experience is necessary.

\$35 for AQG members.

[Click here](#) to register on the AQG website.

AQG Education

Lectures at Quilt Arizona! 2022

While you're at the quilt show, be sure to take time to attend these fantastic lectures.

Exploring Color; A Stellar Journey

Lecture by Helen Frost

Friday, March 25, 10am - 11am

History of Sewing

Lecture by JoAnn Lang

Friday, March 25, 1pm - 2pm

The Beauty of Wool

Lecture by Rali Burleson

Saturday, March 26, 10am - 11am

Scrap Happy: The Joy of Multi-Fabric Quilts

Lecture by Helen Frost

Saturday March 26, 2pm - 3 pm

All lectures will be held in the Mesa Convention Center Auditorium.





AQG 2022 Quilt Show March 24-26, 2022

Theme: Kaleidoscope of Quilts



WE'VE GOT THE SPACE
QUILTS & EXHIBITS ARE ENTERED
JUDGES & PHOTOGRAPHER ARE STANDING BY
THE VENDOR MALL IS FILLED



WE JUST NEED A FEW MORE VOLUNTEERS FOR THE QUILT SHOW



still needed:

**White Glove, Admissions,
Quilt Hangers, Appraisal Assistant,
Volunteer Check-In, Vendor Prize
Patrol , Security, Floaters, Finance,
Quilt Hangers, Quilt Takedown,
Quilt Return**

click here
to volunteer



<https://signup.com/go/FjUBwTM> or contact Debbie Cole 520-240-0897

[CLICK HERE TO VOLUNTEER](#)



Barbara Spitalny: Remembering our quilting friend

Barbara peacefully passed almost 5 years after being diagnosed with pancreatic cer. She had the most amazing positive attitude, never letting a day go by without meeting friends for meals, quilting with her buddies, and being with her daughters and grandchildren. She spent many years as a kindergarten teacher before getting the quilting bug. She so loved her dear friends in Delightful Quilters and Night Owls. Many hours were spent preparing for the Night Owl August retreat. How she loved making those gifts for her friends. She also had a great memory for fun and unusual trivia facts. Her enthusiasm for the art of quilting was such a huge part of her life. As a Longarm quilter she managed to make many charity quilts for Night Owl charities and also Beyond Borders.

Here is a little poem that I found and thought it said everything so well. Enjoy and remember our dear friend in your heart.

A LIFE WELL LIVED

A life well lived is a precious gift
Of hope and strength and grace.
From someone who has made our world
A brighter, better place

It's filled with moments,
Sweet and sad with smiles
And sometimes tears.
With friendships formed
And good times shared,
And laughter through the years.

A life well lived is a legacy,
Of joy and pride, and pleasure.
A living, lasting memory
Our grateful hearts will treasure.

Nancy Laswick,
AQG President

Dear Aunt Quiltie - Advice Column,

When I am placing my finished blocks on my cutting table, they do not lay flat. I know that I have used a ¼ inch foot and have pressed all of my seams but I don't understand why the block doesn't lie flat?

Normally, I don't like to recommend a manufacturer or their products, but recently I have discovered a product that will help with precision piecing. Acorn Precision Piecing has 2 products on the market which I have found to be very helpful. This is a new way to gain better accuracy in piecing. It's not helping me to be perfect but it gives me more accuracy in matching points and flattening quilt blocks. It comes in a kit. With a press pen, glue tube and two bottles of product.



Seam Align Glue

Here is a glue product that replaces pins and will not clog up your needle. It comes in a tube with a very small tip. I use a very small pin dot every ½ inch in my ¼ inch seam allowance where you would normally pin. I then place your second piece of fabric on top lining them up and with the help of my iron, it press and dry out/set the glue. Remember to press the iron up and down. Pressing not ironing. Hold the iron down 3 to 5 seconds. The glue is not permanent and can easily be pulled apart. No pins needed.

Easy Press Pen

The pen comes with a spring loaded tip. When you use the pen for the first time you may have to prime the tip in your hand by pressing down a few times until the liquid comes out. Replacement tips are included in the kit.

To use - Press down on the tip and run the Easy Press Pen along the higher side of the seam (the side that the seam allowance is pressed to). You may need to run the pen over the area to evenly spread out the product. To set it in place, using a hot dry iron and press down do not iron from side to side.

For additional information, there are a number of YouTube videos available. Good luck.

Sincerely, Aunt Quiltie

If you have a question and would like it to be answered in future Chatter publications, please send in your question to newsletter@aqgmail.org. You may win a prize from the Co-Publishers.

Chapter Reports

Cholla Quilters of Mesa

submitted by Diane Belliveau

The Cholla Quilters are welcoming a new year, planning an agenda filled with exciting classes, fun events, and meaningful service projects. The January meeting installed our 2022 Board Members. Each upcoming edition of the Cholla Chat will spotlight our board members, as well as members new to our guild. After almost two years of in-home zoom meetings, we have morphed into a hybrid design, as we attempt to meet the needs of those who choose to watch virtually, while others attend in person. Hopefully, we will soon be able to all enjoy the in-person camaraderie of our ever-growing guild.



Quilters are aware of the ever-changing nature of fabrics, textures, and designs over the years. With those design variations, techniques also go through a process of change, adaptation, or renewal. This new year of 2022 will find Cholla Quilters exploring a variety of techniques revolving around fabric choices repurposing of “found” fabrics (others’ treasures), and the additions of hand-stitching embellishments.



Cholla members are also beginning a new twist on our monthly meetings. After each month’s business meeting, members are invited to attend “Lunch & Learn”. We will enjoy our brown bag lunches, and then participate in learning activities on a variety of topics. At our first “L&L”, we created a list of potential topics. As the list is narrowed, volunteers will plan these little monthly lessons. There’s always something new to learn in quilting!!

Cholla Quilters continue to provide donations to ease the burdens of those in need in our communities. • Pet Rescue Centers received dog beds from our scraps. • iHelp received project bags for patients’ use during treatments. • MD Anderson received hot/cold rice bags used during cancer therapies. • Helen’s Hope Chest welcomed quilts and crocheted blankets. • Mesa Library will deliver valentines to senior care facilities. These valentines were created with love after the Feb. 4th meeting.



Chapter Reports

Desert Threads of Sun Lakes

submitted by Pat Sinclair

Members of Desert Threads went back to school at their February meeting. "Quilt University" was created by program chairs Cindy Templeton and Mary Platt. The program consisted of 4 areas with demonstrations by members. Attendees were divided into groups and rotated after 15 minutes at each station.

Cindy Templeton demonstrated a different method for applique using wash away stabilizer, a technique that was new to many. This method gives clear lines and unique results. **Diana Jones** taught everything you ever wanted to know about batting. She had examples showing different types of batting and described the best type to use depending on the project. In addition members were able to examine batting, such as wool and bamboo.



Mary Platt illustrated making accurate half-square triangles using the easy 8 method. She also demonstrated an unusual technique creating many half square triangles at once with different fabrics that is perfect for scrappy quilts. **Ann Finocchiaro** introduced English paper piecing, something that is currently very popular. She had many tips to make this method easier and said she enjoyed the easy way they are hand stitched together.

At the meeting, the impact of the amendments to the Desert Threads were discussed since they had been approved by the members. Cindy Templeton gave a challenge to everyone to finish UFOs by December. Post cards were exchanged and will be used to create a quilt to hang at the AQG Quilt Show in March. The meeting concluded with Bring and Brag.



Chapter Reports

Busy Bees of NW Phoenix

submitted by Bobbi Levy-Dodge

At our first meeting of 2022, the Busy Bees discussed and then voted on projects for this year. One will feature the four seasons, with a skinny pattern for each one, that has the option of highlighting a wall hanging, table runner, tote bag, etc. Each will be taught by a different quilter, and first up (naturally) will be Winter, for which Betsy Schalmo found this adorable cardinal pattern.

One of our first programs was this pillow bag that Grace shared last year; she'd made it to hold her husband's favorite lap quilt after he died, and the ladies loved it.



Each month someone will share a 'precision sewing' tip at our business

meeting, and Bobbi was first up. Recently, when making a quilt based on the BQ5 pattern, she learned about a tiny square in one corner of the

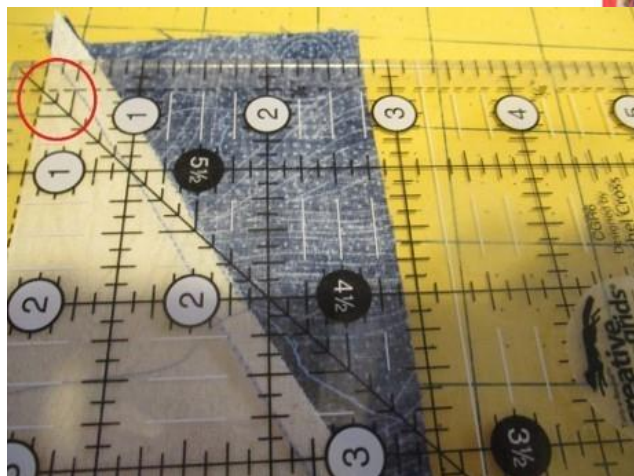


Creative Grid that really helps when trimming up triangle blocks— and it turned out no one else knew about it either!

We will continue our Outreach program (nee Charity Quilts) both at home and on the 5th Wednesday of the month. That first one occurs in March, and we are planning a JellyRoll Race Project. And since food never hurts to encourage participation, there will be a Blueberry Social for that day, featuring blue foods. Due to the number of quilts that the ladies continue to donate (because



Grace's
LOVE
pillow
bag
class



our families already have more than enough?) we have been able to expand the groups that will receive them, including *Changing Lives*, *Sleep in Heavenly Peace*, and a third that helps young adults transitioning out of foster care.

Chapter Reports

Foothills Quilters of Glendale

submitted by Carol Paul

At our February meeting, there was much discussion regarding how we would organize committees for the coming year. Members were asked to indicate which committee(s) they would be interested in joining. There was also last-minute discussion regarding set-up for the group's first retreat the week of February 14.

Members have been very busy sewing charity projects the past two or three months which will result in another donation to New Life Center in a week or two.

Once business was handled, it was time for showing the results of our UFO challenge. We had 17 members sign contracts to complete the UFO described in their contract. The completion rate was 59%. The 10 members who finished their UFOs were eligible for a drawing of gift cards from Quilted Country Bear and Mulqueens. The lucky winners were Jo Willis, Karen Stegwell, and Marlys Houge. Some very nice quilts resulted from this challenge but due to a technological glitch (like we all have once in awhile) photos are unavailable.

For our March program, members are requested to bring and share a favorite tool, gadget, or sewing tip. Will I be the only one bringing a Purple Thang? Tune in next month to find out.

Nimble Thimbles of Chandler

submitted by Penny Boese

Patricia Belyea of Washington state led us through the 2020 Tokyo Quilt Festival at our second meeting in January. Patricia showed beautiful quilts to us and spoke about the inner workings of the Tokyo show. She also described her personal journey in quilting, showing us quilts made with some of the large print hand-dyed yukata cotton. Patricia teaches classes on her creative way to add large curves and motion to her quilts. An interesting part of her presentation was her description of her adventure in growing indigo to create her own dye.



Chapter Reports

Nimble Thimbles (Continued)

With the surge in Covid numbers in our state, Nimble Thimbles opted to have a shortened online Zoom meeting for our first meeting in February. Many members tuned into the AQG presentation, Confessions of a Fabric Whisperer by Ellen Lindner, before our Zoom meeting.

President Melissa Bickham gave us an update on the Quilts of Valor challenge. We have in the works about half our goal of 40 Quilts of Valor to celebrate our 40th anniversary. Community service continues to be busy as well. Kathy O'Brien delivered seven quilts to Hospice of the Valley, Dobson; ten quilts to Gathering Humanity; and eleven quilts to the Pregnancy Care Center. Thank you Kathy and Judy Locke for keeping our Community Service so strong and thanks to all of our members who piece, quilt and bind our hundreds of CS quilts!



Chapter Reports

Shoofly Quilters of Payson

submitted by Susan Nafziger

We have some really gifted quilters in Shoofly. Several members carpooled down to Phoenix to attend the Rusty Barn. Oh, we all had fun and purchased lots of items for future quilting projects. Members who participated in the jacket class will be modeling their creations at our next meeting.

Shoofly's next meeting is Tuesday, March 1 at 9:30 a.m. at the VFW on Highway 260. Come join us!



Chapter Reports

Cotton Patchers of Coolidge

submitted by June Batty

The Cotton Patchers have been very busy preparing for our 23rd annual quilt show this month. The entries are coming in, the raffle tickets are selling, the plans are coming together for a brilliant show this year. The City of Coolidge has also been busy remodeling the Women's Club so that the quilt show will be super nice. Looking forward to a great turn out.

Many thanks to our members for participating in Thoughtful Thursdays (the last Thursday of each month where we work on community service projects). We have so much fun every Thursday at Social Sew. Door prizes, games, food. Come and join us anytime.



Chapter Reports

Havasu Stitchers of Lake Havasu City

submitted by Susan George

Well, here we are again. Sharing with you our quilting adventures from the shores of Lake Havasu. And, boy howdy, have we had some great ones already this year. Here's a list of a few of the things we've been doing.

First, the Havasu Stitchers started off the year with a BANG...New Year's Day was the greatest mystery quilt adventure ever. Sherry Ashford, Lisa Mousel and Judy Justus (our education team) treated us to a day full of mysterious quilt making fun. We came to the sewing room with all our fabrics, machines and tools in tow and left for home with a pretty much completed quilt top. Even though we all followed the same instructions, each quilt was beautifully different. See for yourself in the attached photos. The experience is sure to be a quilting adventure to be remembered for a very long time. It was SEW MUCH FUN.



Next, Judy Justus and her team of quilters (Andy Walker, Bobbie Baker & Susan George) took their quilting trade to the Annual Hot Air Balloon Festival here in town. It has always been a successful fundraiser for the "Stitchers." And, this year was no exception. Handmade balloon themed hand towels, bowl cozies, table runners were sold to the adoring crowd. Judy graciously made and

donated most of the items as well as making a beautiful balloon themed quilt that was raffled. This too was SEW MUCH FUN.



Chapter Reports

Havasu Stitches (Continued)

Our February meeting was truly an event to remember. Laurie Bevans, our president, arranged for Dana Jones to present her lecture, "Pagtinabangay: the Quilts and Quiltmakers of Caohagen Island virtually via Zoom. It was delightful. Dana told us of her experiences with the quilters of Caohagen Island in Philippines. The women and men of the island collectively make the quilts. The community of quilters make the quilts by hand...hand piecing, hand applique, hand quilting. Each quilt tells a story of life on the island. The quilts are made to be sold and the profits made from the sale of the quilts is used to provide funds for higher education. It was a very insightful presentation.

It's been great talking to ya'll. This has been just a few of the things we've been doing up here by the lake. We have a great time and invite you to visit us whenever you may be up this way...We'd love to have you join us at one of our meetings... the 2nd Thursday of each month.

Well, TTFN (that's TaTa for now) and talk with you soon.



Chapter Reports

Kingman Quilters

submitted by Sally B

Classes continue during our Bee Mondays. Dorelle held a big bag class. This bag is big enough to hold all your quilting tools even your cutting mat. Here are some of the finished bags.

And then Deb H. had a class on wool applique. It was so well received that there are plans to start a wool applique club.

We continue to plan our Quilt Show that will be held this coming October. Vendors are being planned, a challenge project was introduced, and we will have a member Boutique. Hope some will be able to attend. More information in the following months.



Quilt Shows & Events



2022 AQG Quilt Show—March 24-26, 2022

Theme: Kaleidoscope of Quilts

Git 'Er Done Piecemakers—The Apache Wells Quilt Show is Back!

Saturday, March 5, 2022 (9AM to 1:30 PM)

Navajo Room in the Apache Wells Community Center, 2223 N 56th Street, in Mesa AZ

(Near the gazebo picnic tables)

Jan.—March Quilt Show/Shop Hop

Red Rock Quilters in Sedona invite you to their Quilt Show and Shop Hop with local Quilt Shops.

PAQA-Quiltapalooza

March 11-12 (9AM to 4PM)

Living Streams Church, 7000 N. Central, Phoenix

AQG 2022 Quilt Show Theme: Kaleidoscope of Quilts

March 24-26, 2022, Mesa Convention Center, 201 N. Center Street, Mesa

Admission Fees Members: Thursday evening \$5

Friday or Saturday One Day Pas \$10

General Public: Thursday evening \$5

Friday or Saturday One Day Pass \$15

2022 Quilt Show & Guild Sale

Saturday, March 5 & Sunday, March 6

Quilts of the Huachucas !

Presented by Hummingbird Stitches Quilt Guild
Sierra Vista, Arizona

More than
200 Quilts
on Display

Vendor Mall

Boutique

Demos

Quilt
Appraisals

*For a fee, with
appointment*

Food
Vendors

Admission

\$7

Under age 12 - free



Saturday

March 5, 2022

9am – 5pm

Sunday

March 6, 2022

10am – 3pm

**Buena High
School**

5225 E. Buena
School Blvd. and
Giulio Cesare Ave.
Sierra Vista, AZ

Free Parking

**Handicapped
Accessible**

Tickets are on sale now for this stunning Raffle Quilt
“Something Blue”
Winner will be drawn on Sunday, March 6 at the show.

Plan to join us! For information, please visit:
www.hummingbirdquiltguild.com



Affiliate Members

NOAH & HER SISTER'S QUILT CO.

939 W. Palma De Pina

Tucson, AZ 85704

[NoahandHerSisters/facebook](https://www.facebook.com/NoahandHerSisters/)



CREATE AND REJUVENATE IN THE WHITE MOUNTAINS
WHERE YOU CAN SEW, KNIT, CROCHET, CRAFT, EAT, AND
SLEEP. NO CLEANING, NO COOKING. THE QUILTED MOOSE
HAS YOUR BACK!

480-797-8499

mamallama2058@gmail.com

<https://quiltedmooseretreat.com>

TURQUOISE THREADS *a gathering place™*

2225 E State Route 69 in Prescott

<https://www.turquoise-threads.com>



201 S Church St

Aztec, NM 87410

(505) 334-7490

(505) 334-9566

<https://www.quiltityaya.com>



2022 S 2100 East, Suite 201

Salt Lake City, UT 84108

www.quiltcraftsew.com 801-463-1200

rustybarn1@aol.com (January 27-29, 2022)

AZ House of Creative Retreats

24246 N. 43rd Ave/Glendale, AZ 85310

Just the place for your next event!! Perfect for a
craft/art/quilt class/retreat or your next business
team building retreat! If you are interested in
joining us, please email to be added to our mail-
ing list or to inquire about availability!

azhouseofcreativeretreats@gmail.com

Affiliate Members



Genesis Quilting LLC

Mesa, AZ

602-935-5045

<https://www.genesisquilting.com>



Northern

3548 W Northern Ave

Phoenix, AZ 85051

(602) 841-5427

Hours: M-F 9a-6p Sat 9a-5pSun 10a-4p

Chandler

4939 W Ray Road

Chandler, AZ 85226

(480) 961-7363

Hours: M-F 9a-6p Sat 9a-5pSun 10a-4p

El Mirage

12213 NW Grand Ave

El Mirage, AZ 85335

(623) 583-0070

Hours: M-S 9a-5p

www.35thavesewandvac.com

info@35thavesewandvac.com

SEWING Nuts, LLC

Owned by: Savi Tavassoli

Email: savi@sewingnuts.com

Non-Profit Affiliate Members



P.O. Box 39693

Phoenix, AZ 85069

Email: info@paqa.net

Paqa.net



2750 N Lone Dove Trail

Tucson AZ 85749

quiltforacause.org

(520) 235-7894



PO Box 2322

Payson, AZ 85547

quilt roundup.com

eputnam@quilt roundup.com

(928) 978-3464

Many of our Affiliate members offer discounts to AQG members. Remember to show your AQG membership card when you are shopping and ask if they offer a discount.