



Issue 344  
March 2023  
[www.azquiltersguild.org](http://www.azquiltersguild.org)



**canyon of colors**

**AQG 2023 Quilt Show**

## **VOLUNTEERS STILL NEEDED!!!**

It's FUN! The show is FREE!! We need more help!!

Link: <https://arizonaquiltersguild.org/Volunteer-Sign-Up>

The Quilt Show is only 3 weeks away

Are you ready for it?

There is still time to order your professional photographs.

Everything you need to do is on the enclosed Checklist for Entrants. (see inside)

Alternate Drop Off Locations will save you a trip to Mesa for Quilt Entry. (see inside)

---

## **Join us for lectures at the Quilt Show!**

**March 24 - 10:00 – 11:00am Cindy Seitz-Krug**  
Twenty Tips & Tricks for Better Machine Quilting

**1:00 – 2:00pm Linda Hopkins**  
Rust Dyeing Fabric

**March 25 - 10:00 – 11:00am Gale Carson**  
Textiles from Thailand

**1:00pm – 2:00pm Cindy Seitz-Krug**  
Moving Up to the Big Leagues -  
Taking your Quilts from Local Shows to International Competitions

**Details inside Under Education**

## From the President ...

Hello March, I told myself years ago that I was not going to buy another purse but make my own purses. I made one several years ago and to my credit, it has held up but the straps are getting worn through to the batting and it was time to make another purse. I got a pattern on a clearance sale using English Paper Piecing which I have never done before. I thought how hard can it be, fold some fabric over some cardboard and sit and sew it together while watching TV. Well, the pattern was on clearance for a reason and the instructions did not match the diagrams. I followed the diagrams and when I was done it was TOO BIG. It was more like a tote bag than a purse.

So I did what all of us do. Put it to the side and tried not to look at it. Meanwhile, my other purse is getting more raggedy by the day. I kept looking at it and trying to figure it if I should just finish as a tote bag, throw it away, or try to fix it. Quilters have nothing but time right. So two weeks ago, I laid the purse out on my cutting board and cut 5 inches off the top. Then I added some snaps to the side to make it more contoured. I have now cut out a new strip for the top and put back on the handles. Am I done? Nope, but I am closer to having a finished purse and I know I will be happier when I am done.

So that is my moral for this month, make March the month you get out one of your old projects and take one more step towards getting it finished. Quilting should be fun.

*Debbie Ament*

P.S. The old purse is on the left, the new one is on the right.



### ***In this Issue...***

President's Message .....	2
Contact Us .....	3
AQG Quilt Show.....	4-5
AQG Education .....	6-8
Member Q's for the Board .....	9
Chapter Reports .....	10-24
Local Quilt Shows & Events .....	25
Affiliate Members .....	26-28

### **Member Numbers**

February 2007	2,022
February 2022	1,412

## 2022 - 2023 BOARD OF DIRECTORS EXECUTIVE COMMITTEE

PRESIDENT	Debbie Ament (480) 208-0939 president@aqgmail.org
VICE PRESIDENT	Jo Setliff vicepresident@aqgmail.org
SECRETARY	Diana Anderson secretary@aqgmail.org
TREASURER	Cheryl Ranes treasurer@aqgmail.org
GENERAL	Judy Hood Judy.Hood@aqgmail.org Nancy Gries Nancy.Gries@aqgmail.org Pattie Johns Pattie.Johns@aqgmail.org

## COMMITTEE CHAIRS

CHAPTER DEVELOPMENT EDUCATION	OPEN Audrey Longhurst, Victoria Nelson education@aqgmail.org
FINANCIAL REVIEW FUN DAY	OPEN Nancy Laswick Nancy.laswick@aqgmail.org
MEMBER-AT-LARGE	Rob Shultz memberatlarge@aqgmail.org
MEMBERSHIP	Kathy O'Brien membership@aqgmail.org
MINI GRANT	Celeste Johnson Celestejo50@hotmail.com
NEWSLETTER Co-Editors	Lois Wendling, Theresa Foster newsletter@aqgmail.org
NOMINATION	JoAnn Bergdoll Joann.bergdoll@aqgmail.org
QUILT SHOW	Debbie Cole (520) 240-0897 Quilt_show@aqgmail.org
RUSTY BARN	April Small April.Small@aqgmail.org
TECHNOLOGY	Nancy Laswick, Ellen Taylor, Kimm Murray Technology@aqgmail.org

## BOARD MEETINGS

Please check the [calendar](#) for the current schedule  
No advance notice is required to attend. However, special circumstances can sometimes alter meeting dates and times. Calling ahead is recommended.

## MEMBERSHIP

Membership in the Arizona Quilters Guild is based on a fiscal calendar running from July 1 through June 30. Current member renewal dues are accepted beginning April 1 for the following membership year and must be postmarked by June 30 to avoid a \$5 late fee charge.

### Annual Membership Dues

Renewals postmarked by July 1st .....	\$25
New memberships and renewals postmarked after July 1st .....	\$30
Affiliate Membership (business) .....	\$75
Affiliate Membership (non-profit) .....	\$45
• Memberships are not pro-rated.	
• AQG mailings are not delivered to non-USA addresses.	

IT IS THE POLICY OF AQG NEVER TO SELL A LIST OF OUR MEMBERS TO ANYONE. THE ROSTER IS PROVIDED AS A COURTESY TO OUR MEMBERS FOR THEIR PERSONAL USE ONLY.

## CHATTER DEADLINES

*The Patchwork Chatter* is published 10 times a year by AQG (no June or July issues). For more information or to submit articles and reports, please contact the AQG Communications Director through the office or send reports and jpeg photos to [newsletter@aqgmail.org](mailto:newsletter@aqgmail.org).

**Next Chatter Issue = April, #345**  
**Deadline for submissions = March 15, 2023**

## OFFICE HOURS

10210 N 32nd Street, Suite C-214, Phoenix, AZ 85028  
(By Appointment Only)  
(480) 827-8458

## ADDRESS CHANGES • ADDRESS CHANGES • ADDRESS CHANGES

**Please help us keep our records up to date.** You can (1) submit address changes using our Online Membership system at <https://arizonaquiltersguild.org/Sys/Login> or (2) e-mail address changes to membership@aqgmail.org or (3) call the AQG office and leave a message clearly stating your name and address changes. You should receive confirmation when your address has been updated.



## canyon of colors

AQG 2023 Quilt Show

**Are You Ready ???**

### A Checklist for Quilt Show Entrants

- ☐ Volunteer for a 2-hour shift to earn a free day pass! ([Volunteer Link](#))
- ☐ Pre-purchase Professional Photograph of Judged Entry ([Photo Order Link](#))
- ☐ Receive Confirmation Packet; print or save the General Instructions
- ☐ Print Intake Label for each Entry Bag (closing cloth bags only) & Label for each Entry
- ☐ Print Return Ticket for each Entry
- ☐ Securely attach Hanging Sleeve to each quilt Entry
- ☐ Label each quilt with my name and quilt title; cover with paper Entry Label
- ☐ Safety pin paper label to Entry Bag
- ☐ One last Entry check? Remove pet hair and stray threads from quilt
- ☐ Have a plan for Entry Intake:

**Mesa Convention Center on Sunday, March 19 (10am-1pm)**

**\*\***(Mail-in Entry? Early Intake with my Chapter? Early Intake at a Drop-Off Location?) --or--  
Sunday Intake Event?

Have a plan for Entry Return:

**Mesa Convention Center on Saturday, March 25 (6-7pm)**

(Coordinate with a friend? Plan to be there myself?)

Start working on “*Hip to Be Square*” Entry for 2024 If you have any questions, please contact

[quilt\\_entry@aqgmail.org](mailto:quilt_entry@aqgmail.org) as soon as possible

**\*\* Early Intake locations provided on next page**



## canyon of colors

### AQG 2023 Quilt Show

### 2023 AQG Quilt Show - Early Drop Off Sites

Early drop off dates are Wednesday, March 15 through Friday, March 17, 2023. Please deliver all entries at the drop off sites by the end of the day, Friday March 17, 2023. Otherwise, bring entries to Intake on Sunday March 19, 2023, Mesa Convention Center.

#### Ahwatukee

Jill Eskew  
480-215-3196  
By Appointment

#### Avondale/Buckeye

##### Goodyear/Litchfield Park

Gail Rowe  
805-801-1289  
By Appointment

#### Chandler/Gilbert

Kathy O'Brien  
McQueen/Ocotillo  
Chandler, AZ 85249  
480-223-7612  
By Appointment

#### Heber/Overgaard/Show Low/ Pinetop

Marilyn Giblin  
Overgaard, AZ 85933  
480-239-4802  
By Appointment

#### Mesa

Mad B's Quilt and Sew  
7415 E Southern Ste 108  
Mesa, AZ  
480-964-8914

#### Mesa

Diane Pitchford  
Greenfield & Highway 60  
Mesa, AZ 85206  
480-390-9900  
By Appointment

#### Payson

The Copper Needle  
201 W Main St., Suite B  
Payson, AZ. 85541  
928-363-4036

#### Phoenix

35th Avenue Sew & Vac  
3548 W Northern Avenue  
Phoenix, AZ. 85051  
602-841-5427

#### Phoenix

The Bernina Connection  
4219 E Indian School Road  
Suite 103  
Phoenix, AZ. 85018  
602-553-8350

#### Phoenix

The Other Quilt Shop  
4233 W Thunderbird Road  
Phoenix, AZ 85053  
602-843-1554

#### East Scottsdale/Fountain Hills

JoAnn Kilgore  
303-598-8474  
By Appointment

#### Scottsdale/North Phoenix

##### Paradise Valley

Modern Quilting  
4649 E. Cactus Road  
Phoenix, AZ 85032  
602-710-1771

#### Superior/Globe/Miami

Audrey Longhurst  
206-307-7591  
By Appointment

#### Strawberry/Payson/Pine

Elaine Putnam  
Pine, AZ 85544  
928-978-3464  
By Appointment

#### Sun City

Sun Valley Quilts  
9857 W Bell Road  
Sun City, AZ. 85351  
623-972-2091

#### Sun City

Betty Hahn  
Sun City 85373  
623-972-2329  
By Appointment

#### Surprise

Arizona Quilts  
12301 W Bell Road, Suite A109  
Surprise, AZ. 85378  
623-566-8878

#### Tucson

Janice Jones  
520-481-7782  
By Appointment

#### MAIL IN QUILTS:

Must include Return Postage.  
Please advise tracking VIA email.  
Must be received by Wednesday,  
March 15, 2023.  
Darla Orndorff  
1180 E Kaibab Place  
Chandler, AZ 85249  
Phone 480-229-6047  
Email: [piecerdarla@gmail.com](mailto:piecerdarla@gmail.com)

# AQG Education

Educational programs are a benefit of your AQG membership. Check out some of our upcoming offerings below and be sure to include a lecture (or two) in your quilt show day.

## Events at the Quilt Show

### *In-Person Workshop*

#### **March 23 - Successful Machine Quilting Basics & Beyond**

**Cindy Seitz-Krug**

Delta Marriott Hotel, Mesa AZ

9:00am – 3:00pm

\$60



*This class will give you the confidence and ability to finally quilt your own quilts on your home sewing machine.*

At the time of writing, this class is full. Please join the waiting list. Cancellations are not uncommon and we'll let you know if a spot opens up.

### *In-Person Lectures*

Lectures will be held in the Conference Theatre in the Mesa Convention Center.

They are included with your quilt show admission.

No registration required.

#### **March 24 - 10:00 – 11:00am**

Twenty Tips & Tricks for Better Machine Quilting

**Cindy Seitz-Krug**



*Whether you're new to machine quilting, or you've been doing it for years, you're sure to learn some new tricks to make your quilting time more enjoyable, comfortable, and successful! Whether you're a domestic machine quilter, long-armed, or hand quilter, you're sure to pick up some new ideas to help improve your quilting.*

#### **March 24 - 1:00 – 2:00pm**

Rust Dyeing Fabric

**Linda Hopkins**



*Let Linda guide you through various techniques to create rust on muslin, cotton, velvet and silk. Rusted recycled objects are one way to transfer the rust but you can create rust on new objects and use these in your art quilts.*



# AQG Education Continued

## *In-Person Lectures Continued*

**March 25 - 10:00 – 11:00am**  
Textiles from Thailand  
Gale Carson



*Come with me on a journey to Thailand. Not only will you see the products but get a sense of daily life in this beautiful country. You will see some of the textiles in person and different ideas of how to use them. These treasures will give all creators, artisans, artists, and designers the inspiration to create innovative and unique designs.*

**March 25 - 1:00pm – 2:00pm**  
Moving Up to the Big Leagues -  
Taking your Quilts from Local Shows to International Competitions  
Cindy Seitz-Krug



*Taking Your Quilts from Local Shows to International Competitions*  
Cindy covers everything that quilters need to consider when they decide to enter their quilts in national quilt shows. Whether you're planning on entering your quilts in national shows or not, you're sure to find this very interesting!

## Other Upcoming Events

**March 7 - NH (New Hampshire) Beauty**  
David Sirota (Quilt Maven Dave)



Zoom Workshop  
9:00am -3:00pm  
\$47 for members

*Learn Dave's "No More Tears"® paper piecing method and tackle curved piecing.*

At the time of writing, there is one spot open in the workshop.

# AQG Education Continued

## Other Upcoming Events Continued

**April 27 - Labels as a Love Language**

**Laura Hartrich**

Zoom Lecture

6:30 – 7:30pm

**Complimentary with your AQG membership**



*Laura will tell us how labels factor into her quilt making practice. She will share lots of images and discuss technique, inspiration and motivation for creating labels as detailed and unique as the quilts themselves.*

*Come to learn and be inspired to make better labels for your own quilts and for the quilts that you pass on to family and friends.*

Get more details and register for events on the AQG website: <http://arizonaquiltersguild.org/events>





## **Member Questions For the Board (answered by Debbie Ament)**

We get a lot of questions about the quilt show.

**Why is the quilt show in Mesa? Why can't it be on the West side or the North side or the South side?**

The quilt show has not always been in Mesa. Over the years several committees have tried to find another location and we have not been successful. If you are interested in scouting for a new location, let us know. We are currently looking for a 2025 location.

**Why is it in March and not in February or October?**

The quilt show does not have to be in March. This is just when the Mesa Convention Center had designated time due to other events. We know that is it pricey to get a hotel in the Mesa area during this time of the year due to all of the other Mesa events. We could try a different time depending on what is available. Let us know if you are interested in working on the 2025 quilt show options.

**What are the awards for winning at the quilt show?**

Each winner receives a ribbon placed on their quilt. For the big winners, such as Best of Show, there are cash prizes ranging from \$100 to \$500.

In addition, all of the winners and 1 guest are invited to an Awards Ceremony on Thursday night which includes light refreshments before the show opens. The winners do not know what they won until the PowerPoint presentation at the ceremony.

**Why was the Award Ceremony so short last year?**

In recent years, the Award Ceremony to announce the winners and hand out their awards has been 60 minutes long. Last year, however, the ceremony was about half that time for a couple of reasons. First, we had all new people running the ceremony and we were trying to ensure it finished on time. We passed out ribbons to the winners without them having to walk up front. BUT, the most significant reason was that the over half of the winners did not show up for the ceremony at all. We were totally surprised and caught off guard by that.

We have received criticism for this since several felt it did not allow them the recognition they deserved. You have been heard. This year, we are going to make changes to the actual presentation of the awards that we hope will make the quilters feel more like winners. The key to making this work, of course, is having a room full of winners.

# Chapter Reports

## Delightful Quilters of Scottsdale

submitted by Jo Ann Bergdoll

By the time you read this, we will have celebrated our Elf Party, reviewed our charities, enjoyed a class, and held our annual fun and fundraiser, Clean Out Your Sewing Room Sale.

December's meeting was wonderful in so many ways. Friendship, food and fun were the order of the day. And the results of our "It's in the Bag Challenge" were revealed. Monica Chapman from Devereux accepted 840 quilted Christmas stockings – the most we've ever made. Contributing to this success was Maggie Nichols who brought 104 in a wagon! New this year was an optional "4 Holiday Quarters in a Bag" exchange.



CJ

January found us reviewing the charities who benefit from our handiwork: Busted Broads, Devereux Advanced Behavioral Health, Foothills Caring Corps, Habitat for Humanity, Knit Wits (Honor Health) and Phoenix Family Advocacy Center. No new charities were proposed. By voice vote, we unanimously renewed our commitment to all of them. We welcomed Jane and Cathy from Busted Broads who spoke to us about their organization, whom they serve and how.

After the business meeting, our own Tricia Bull led an introductory session on Kaleidoscope quilts. 30 members stayed to learn how to select fabric, cut and rearrange the resulting triangles into unique blocks. Many members shared that Tricia's passion for and simplified approach to this type of Stack & Whack quilt made this a quilt we will be seeing more of in the future.



Tricia's Class

In February we will have held our one and only Fundraiser, the Clean Out Your Sewing Room Sale. Fabric comes from our stashes as well as donations from the community. At \$3 per pound, most of us go home with smiling faces as well as much more fabric than we brought. Our treasury is filled, and we can look forward to events, speakers, classes and more in the near future.



Starting Out



Mary





# Chapter Reports

## Strawberry Patchers of Pine, Payson, Strawberry, Happy Jack

submitted by Jane Wilcox

Our regular business meeting was on February 2<sup>nd</sup>. Mr. Groundhog let us know there would be 6 more weeks of winter, which just translates to “more days to sew”! Our Sew Fun days are every Thursday in February. We also extend a welcome to new member Kassi White!

We began the 2<sup>nd</sup> Thursday assembling Comfort Quilt kits and making one block to ensure that the directions are clear. Jackie Smith has collected patterns, cut fabrics and has packaged them for the previous two years. This year we ALL pitched in to make it easier and fun! Armed with a pattern, we cut fabrics, bundled them together with the pattern, and completed one block, making it easily identifiable. A lot of thought and work go into our Comfort Quilt program thanks to Kris Lovetro and Jackie Smith, and of course ALL the members that love working



on them.  
Many many  
thank you's!



Our 3<sup>rd</sup> Thursday was a demonstration by Maureen Pastika showing thread play on a domestic machine. Everyone that wanted to participate brought a panel to practice this technique. Maureen is a very thorough instructor! The final Thursday in February was designated OPEN SEW to do whatever we felt like catching up on! Quilting, knitting, crochet, needlepoint, anything with a needle and thread... or not!

We have designated our charitable donations for 2023, and are very excited to have the ability to assist these non-profit organizations through sales of our hand-made items in our “Country Store”. Many thanks to all the participants with our Country Store! It takes all of us to keep it stocked with freshly made inventory.



# Chapter Reports

## Strawberry Patchers Continued

March is our quilt camp, and I'm hoping for photos to share from those attending! Everyone is heading to Prescott to enjoy the weather and sew sew sew!

The Strawberry Patchers Viewer's Choice Quilt Show will be June 9<sup>th</sup> & 10<sup>th</sup>. The theme for the show is "Forever in our Hearts" honoring our long-time member Lanna Sullivan who passed away last year. This is a non-judged show, and ribbons are awarded from our sponsors, vendors and viewers. Jane Sullivan, Margie Brakefield and Ingrid DeCook are the Show Chairs this year, and each of our members have duties to carry out. It is our 25<sup>th</sup> Viewer's Choice Show.

We will have a special exhibit to showcase our Chapter Challenge from Program Chair Jo Halm. "What was I thinking" features a fabric that – well, looking at it now one has to wonder WHAT was I thinking when I bought THAT? Specific parameters were provided. It will be fun to see what everyone comes up with!

In conclusion, photos pictured are from the Gnome class that Maureen Pastika taught in February. There is a video posted on The Strawberry Patchers Facebook Page. It's about 8 minutes long, and it will show you A LOT! What fun we had learning how to make these irresistible bearded buddies!

The Strawberry Patchers meet the first Thursday of the month at the Library Annex located behind the Pine Community Center. Meetings start at 9:30am but come at 9:00am for coffee and goodies. New prospective members are ALWAYS welcome! The 3<sup>rd</sup> Thursday of the month, we have "Sew Fun" Days for members only. Come for help, sewing, handwork, and the fun from 9:00am – 3:00pm! Our chapter is very active and hands on! Hope to see you, too!






# Chapter Reports

## Daisy Mountain Quilters of Anthem

submitted by Susan Thomas

Cindy Fonseca welcomed all to our February Meeting. To improve our communication as a group there has been established a email address for Questions and clarifications. Thank you Cindy for monitoring our email.

We have a new Vice Chair Marlys Houge was unanimously approved by our attendees. Cher Kowalski gave a presentation explaining the Daisy Mountain Quilters Banner created in 2007 as well as The wall-hanging DMQ donated to celebrate Anthems 15th Anniversary in 2014.



Quilts of Valor Truck Show was well received by DMQ and with the encouragement of Demonstrators Ruth Ondonze and Norma Enfield of “Arizona Freedom Quilts” of Prescott Arizona, DMQ plans to proceed starting our own Quilts of Valor Group led by Tona Jackson.

Ardis Mistak revealed our first Block for our DMQ Mystery Quilt 2023. The excitement is building, we each plan to complete 13 of these blocks by next meeting.



# Chapter Reports

## Foothills Quilters of Glendale

submitted by Carole Paul

Marlys Houge, Program Chair, announced that sale of raffle tickets for the opportunity quilt is going well. We have some sale dates scheduled at local quilt shops and members were asked to check other places they think we might be able to display the quilt. A calendar will be set up to keep track of dates, locations, and volunteers so we know where the quilt is at all times.



This is the second month of our mystery quilt so it is time to get cutting. Those participating were cautioned to pay close attention to any cutting instructions set off with an asterisk as those instructions pertain to pieces that can be made a bit larger and cut down to size to ensure accuracy. A “dry run” quilt has been made to see how everything works and from that experience it was suggested members press seams open for easier and neater assembly of their quilts. It is also important to use a scant ¼” seam.

New name tags are due in March and pins for attaching to the back of the tag were distributed to those who wanted them.



Jo Willis and Judith Taerum told us about their experience with an ice dying class they recently took. They explained the process and showed the mandalas resulting from their efforts. Although they both used the same three colors of dye, their pieces all turned out quite differently in the designs and colors achieved.

Ila Lewis and the activities committee have been working on putting together a retreat at Common Threads in Prescott Valley, an especially appealing place because meals are included and no one has to cook. Currently available times are in May and June so we’re looking at mid-May or June.



Prior to Show and Tell, Penny Hulse was presented with a heart quilt following her recent stroke. She also volunteered to chair a committee to handle our April potluck where Madonna Rant, of Mad B’s Quilt Shop in Mesa, will be our quest speaker and, as usual, there will be a lot of great food.





# Chapter Reports

## Calico Cut- Ups of El Mirage

submitted by Pat Weddle

January has been an exciting month! Our Charm Pack Tote Class was taught by Lexi Burg and we produced some beautiful bags with this patient lady helping us along the way! Thank you Lexi! Our project for February will be a Vinyl Project Bag class taught by Becky Simmerman. Supply list is available on our website.

A Big Thank You goes out to Sandy Hughes for taking over as our webmaster! The website is looking great!

We would like to welcome two new members to our Chapter: Linda Reed and Becky Smith, we are growing. Thank you, Judie DeWulf, for visiting!!

On a sad note, we said goodbye to one of our members that was such a blessing and will be deeply missed, Sharon Roberts, forever in our hearts. May you Rest in Peace.

If anyone would like to check out our Accuquilt and Dies, please contact a board member.

February 27 – Vinyl Project Bag – Presented by Becky Simmerman

March - Crazy Quilt Blocks - Presented by Lexi Burg

April – Setting on Point – Presented by Lexi Burg

May – Charity Sew

Calico donated 32 quilts to the Surprise Fire Department to be used when the need arises.



**Ability** is what you're capable of doing  
**Motivation** determines what you do  
**Attitude** determines how well you do it.



# Chapter Reports

## Nimble Thimbles of Chandler

submitted by Jill Eskew

Program: 1/17/23, zoom meeting

Kimm Murray will be presenting her program Quilt Arizona! An Introduction to Entry & Judging. Attached is the PDF with details about Kimm and her program. Several of the members from Nimble Thimbles showed their quilts that they have entered in the past shows, explaining their experience of their quilts being judged. It was an excellent program explaining the process of entering in the AQG show and the tremendous work efforts involved. Thank you Kimm Murray.

Presentations: 2/7/23

We will have multiple presentations by some of our talented members.

Stripping with Jill McCaughey - Strip piecing demo

No Glue Gun Design Boards - Michele Frasier

Vintage and Modern Suitcase Show - Jill Eskew

And we had an outstanding Show and Tell! The Quilts are as beautiful as ever! We may actually see some of them in the AQG show in March.

Community services received many quilts this meeting. Thank you to all the members who volunteer their time. A total of 273 have been donated since July. If you like making quilt tops to donate to various non profit organizations this group is for you!

For additional information about our group , please refer to our Facebook page and [nimblethimblesblogspot.com](http://nimblethimblesblogspot.com)





# Chapter Reports

## Busy Bees of NW Phoenix

submitted by Patty Woodford

At the Busy Bees February Business Meeting, member Bobbi Levi-Dodge, Quilter of the Quarter, gave a wonderful Trunk Show. She showed many, many beautiful quilts that she has made throughout her years of quilting. A couple of these, which were made in the 80's and 90's, were pieced and quilted completely by hand, and they were not small quilts either.....amazing! I do remember a time when other members were talking her into getting a sewing machine to speed and ease the process. Her quilts are always lovely, colorful, creative and inspiring. I know everyone truly enjoyed seeing her quilts.



Sharon Lichter had previously shown, at a past Stitch and Sew Day, a Quilt as You Go Strip Quilt. (Sorry.....no picture.) There were many questions regarding her process and method of putting the blocks together. By request, she gave a demonstration of connecting Quilt as You Go blocks. Sharon also had another completed quilt to show on which she had used this technique. (See picture of black star quilt.)




Chair, Louise Grant presented samples and instructions for blocks for the Bunny Block Exchange. These blocks are due at the April Business Meeting. It will be fun to see the blocks that will be produced from those participating.

Upcoming events on the Busy Bees 2023 Calendar are:

Programs - a Celtic Knot Table Topper, a Tea Cozy, a Stained Glass Block Technique


Outreach/Charity Sewing Day - March 29 (including a Potato Bar Potluck)

Spring Social - April 19



The Busy Bees have their Business Meetings on the 1st Wednesday of each month; and the Stitch and Sew Days are held on the 3rd Wednesday of each month. Outreach/Charity Sew Days are held on the 5th Wednesday on those months of the year which have this additional Wednesday. We

meet at 9:00 am until 12:30 pm at the Westtown Baptist Church, 11415 N. 35th Ave., Phoenix. We are a small, but a very warm and friendly chapter. We love visitors and welcome new members. Please see our website at : [busybeequilters.shutterfly.com](http://busybeequilters.shutterfly.com)



# Chapter Reports

## Cotton Patchers of Coolidge

submitted by Brenda Lohr

Hope everyone had a Happy Valentine's Day! The Coolidge Cotton patcher's are just filled with love right now as we head into our 23<sup>rd</sup> Annual Coolidge Family Quilt Show. This year's theme is "Honoring Our Founders." The show will run February 25-26 and March 4-5 from 10:00 a.m. to 4:00 p.m. each day. There will be a Featured Quilter's Reception honoring Delphia Anderson and Gail Piggot on Saturday, February 25 at 2 p.m. We will have over 100 quilts on display, including some very interesting antiques. On the last day of the show, we will have drawings for our Opportunity Quilt as well as a fabulous sewing basket. Also on March 5<sup>th</sup>, we will be presenting several Quilts of Valor to some of our wonderful veterans. The location of the show and the reception is the Coolidge Women's Club, 240 W. Pinkley Ave., Coolidge, AZ. We would really love to see you all. If you need more information, email [coolidgecottonpatchers@gmail.com](mailto:coolidgecottonpatchers@gmail.com).

We were extremely excited to host the "Quilt 'Til You Can't" retreat on January 21 and 22. There were about 27 people attending each day, and we were pleased to gain five new members! The two days were filled with lots of food, fun and prizes. Everyone brought quilting projects of their own to work on, and there were two common projects that were sew much fun. The first was a beautiful zippered project

bag, taught by Debi Grundmeier, and then a sweet Valentine's Day table runner taught by Deb Sinclair. Everyone had a wonderful time and we cannot wait to do it again!



Coming up in the near future Judy Preston will be teaching a class on making Square Within A Square blocks, and Brenda Vigil will be teaching a class on using your

embroidery machine to do Edge-to-Edge quilting.

Happy Sewing, everybody.





# Chapter Reports

## Kingman Quilters of Kingman

submitted by Sally Bradley

We are now meeting at our new location Grace Lutheran Church Hall. It is a bright space with plenty of room to set up our Bees and Business meeting, it is a welcoming place. We have purchased a new storage cabinet and are slowly moving our supplies in so everything will be in place soon. Thanks to Cindy and Dorelle who made this move happen.

Deb H. conducted a class on covering a box with fabric with cute results.



# Chapter Reports

## Rippers of Mesa

submitted by Charlene O'Connell

### Rippers Birthday Bash 2023

Welcome to the Rippers Birthday Bash 2023. Back in 2002 a tradition was started by member Lorene H. Instead of celebrating birthdays monthly she decided to have one big celebration each year, and the tradition began. Dawn F. has continued this tradition with the help of her amazing team. This is no ordinary tradition, they take it to the next level. She has planned out the theme, years in advance. This year it was Roaring 20's.



A few of us love to dress up. Aren't they adorable! Dawn picks a menu and we all have fun creating the entrees. She even designs a quilt, and if you made a block your name gets in the drawing. Wonder who the lucky winner is this year?





# Chapter Reports

## Quilters Anonymous of Goodyear

submitted by Kathy Mandy

Quilters Anonymous is back after a brief hiatus with a Chapter Report. This is my first time submitting an article, so please be patient with me. Besides my first time reporting, the February meeting was only my second meeting at QA – the first in September and then this February.



Sometimes our calendar activities get in the way of our quilting priorities! QA has a total of 78 members. There were 44 members at the February meeting and four guests. This brings us back to almost pre-Covid numbers!

In February our members showed their Judy Niemeyer quilts. Wow, just wow. We had table runners, wall hangings, lap quilts – all the way up to king size. Such a talented and inspirational group of women. Judy's company is Quiltworkz, and their motto is *Teaching the World to Paper Piece*. Quiltworx designs unique quilt patterns based on a quilt construction process referred to as foundation paper piecing. Foundation paper piecing involves the use of papers to guide you in your cutting, organization, and piecing process. Its primary advantages are precision and simplicity. As one quilter stated, "Cutting the paper pieces, separating the fabrics, and cutting the fabrics." And again, I say wow.



Our show and tell session had a very special display. One group of QA quilters live in a neighborhood association, and the mother of one of their associates passed away. Her daughter asked the quilters if they would make a quilt out of her mother's scarves/bandanas. If they made one quilt, she and her brothers would share it. Well, being quilters, they said they would not make one quilt, but they would make three quilts. These 9 women presented a gift of love to 3 siblings who are now able to cherish their mother's scarves.



See you next month!



# Chapter Reports

## Card Tricks Quilters of Pinetop

submitted by Cheryl Holtz

Karen Bloom entertained us with “heart” ideas for Valentines. She passed out a heart pattern as well as showing us samples- chenille hearts on a sweatshirt, and hearts on cotton and denim quilts.

There was a request from a local hospice for a quilt - to be raffled off to raise money for them, and needed by June 1st. In a flash - a top was donated, borders will be added, backing donated, batting bought, longarm quilting volunteered, and binding will be done. Very impressive.



Diana Anderson, the AQG Secretary, is a member of our group. She is the State secretary and Vice President of the Card Tricks as well as coordinating the raffle quilt for the Patriotic Piecers. She is fairly new quilting and has accomplished a lot of in the world of quilting already.





# Chapter Reports

## Havasu Stitchers of Lake Havasu City

submitted by Susan George

Well, hello there, ya'll. It's been a while since we've talked, and I have some catching up to do. Except for the cold weather, we've had a great start for the new year. Our plans for the 2024 Quilt Show are underway. And, I'm excited to share some of our plans. Our theme, DREAM IT – QUILT IT, tells a story of how we all feel about quilting and with Tanya Braun and Barbara Withers leading the charge we are certain to have an outstanding event. Anastasia "Sparkles" is coordinating the guilds challenge...ARIZONA DREAMING. Each participant is encouraged to create a 20x20" quilt that reflects their "dream" of Arizona. It can be a favorite place to visit, a special product of nature, or just a special memory of Arizona. Looking forward to seeing what creative pieces our challengers design.

Sherry Ashford and education crew have been busy keeping us challenged by the variety of classes and sewcations provided. Susie Davis and Eileen Johnson are just two of our "in-house" teachers scheduled to teach some exciting projects with great new techniques and tricks.

Last night's meeting was full of remarkable things. Dottie Holman, paper piecing extraordinaire, provided a trunk show. It was full of lovely quilts made the paper piecing way. She gave a brief how-to description of the paper piecing process and explained that it's not as challenging as one might expect. She encouraged and challenged us to experience the technique.

Well, we're getting ready to experience National Quilt Day. It should be quite the event. There will be demos, quilt displays, vendors, and more. It's a day long event, don't ya know, where we share our passion (or obsession) for quilting with our local community. I'll have to report of its remarkable success the next time we speak.

I can't think of much else to share...although I'm certain that I've forgotten something special. Anyhow, I'll close with HAPPY QUILTING...keep those bobbins full and needles sharp. Bye, till next time.



# Chapter Reports

## Desert Threads of Sun Lakes

submitted by Pat Sinclair

The second annual Quilters University was the program for the January meeting of Desert Threads. Attendees were divided into 4 groups and rotated through 4 stations, spending about 15 minutes at each. Maryellen Swanson presented tips on sewing with minky. Laura Alexander taught how to determine the amount of binding needed for individual projects. She also discussed methods of attaching binding including mitering corners. Mary Platt illustrated how to make a chain of  $\frac{1}{2}$  square triangles using scraps cut into 5-inch squares. Barb Strand showed how to attach magnetic clasps to tote bags and purses. Everyone benefits when members share their skills and we all learn from each other.

With the new year 2 major challenges were issued. President Vicki Jones asked members participating in the President's Challenge to make a quilted wall hanging using fabric or techniques from another culture. The UFO challenge begins January 11<sup>th</sup> on projects purchase or started prior to January 11<sup>th</sup>. Prizes will be awarded in December. In order to participate members must submit a list of the projects by the January meeting. Since everyone has some UFOs this is great motivation to finish.

Classes and projects are being scheduled for upcoming meetings. In January Maryellen Swanson taught a reversible quilt using a "quilt as you go" technique during one of our sew days. Community Sew Days are scheduled for the sewing room.



The meeting time has been changed to give presenters more time. Social hour begins at 9 a.m. with the meeting following at 9:30



# Quilt Shows & Events



## **Apache Wells Quilt Show**

**March 4, 2023**

Come and see beautiful quilts and projects  
Created by the Git'er Done Piecemaker's Quilt Guild  
Demonstrations, Vendors and more.....

**8 am to 1 pm**

**Navajo Room**

**2223 N 56<sup>th</sup> Street, Mesa 85215**



## **canyon of colors**

**AQG 2023 Quilt Show**

**March 23– 25, 2023**

**Mesa Convention Center**

**201 N. Center St.**

**Mesa, AZ 85201**

# Affiliate Members



## Northern

3548 W Northern Ave

Phoenix, AZ 85051

(602) 841-5427

Hours: M-F 9a-6p Sat 9a-5pSun 10a-4p

## Chandler

4939 W Ray Road

Chandler, AZ 85226

(480) 961-7363

Hours: M-F 9a-6p Sat 9a-5pSun 10a-4p

## El Mirage

12213 NW Grand Ave

El Mirage, AZ 85335

(623) 583-0070

Hours: M-S 9a-5p

[www.35thavesewandvac.com](http://www.35thavesewandvac.com)

[info@35thavesewandvac.com](mailto:info@35thavesewandvac.com)



CREATE AND REJUVENATE IN THE WHITE MOUNTAINS WHERE YOU CAN SEW, KNIT, CROCHET, CRAFT, EAT, AND SLEEP. NO CLEANING, NO COOKING. THE QUILTED MOOSE HAS YOUR BACK!

480-797-8499

[mamallama2058@gmail.com](mailto:mamallama2058@gmail.com)

<https://quiltedmooseretreat.com>

## SEACRET

World Class Skin Care from the Dead Sea

Joy Olcott

[www.seacretdirect.com/joyolcott/en/us](http://www.seacretdirect.com/joyolcott/en/us)

[JoyOlcott@yahoo.com](mailto:JoyOlcott@yahoo.com)



2022 S 2100 East, Suite 201

Salt Lake City, UT 84108

[www.quiltcraftsew.com](http://www.quiltcraftsew.com) 801-463-1200

[rustybarn1@aol.com](mailto:rustybarn1@aol.com) (September 1-3)

Westworld  
16601 N. Pima Rd, Scottsdale

## AZ House of Creative Retreats

24246 N. 43rd Ave/Glendale, AZ 85310

Just the place for your next event!! Perfect for a craft/art/quilt class/retreat or your next business team building retreat! If you are interested in joining us, please email to be added to our mailing list or to inquire about availability!

[azhouseofcreativeretreats@gmail.com](mailto:azhouseofcreativeretreats@gmail.com)



# Affiliate Members

## Quilty Pleasures

### Long Arm Quilting

29383 W Whitton Ave

Buckeye, AZ

[www.quiltypleasureslaq.com](http://www.quiltypleasureslaq.com)

[tara.tucker@quiltypleasureslaq.com](mailto:tara.tucker@quiltypleasureslaq.com)

## The Patriotic Pincushion

20101 E Superstition Dr

Queen Creek, AZ 85142

Phone 480-490-4268

<https://www.thepatrioticpincushion.com>

The Patriotic Pincushion focuses on providing American Made and patriotic fabrics. We offer a quaint community sewing space for clubs, classes, and meetings at our fun family barn-like shop in Queen Creek, AZ. We are proud supporters of The Quilts of Valor Foundation, Puppies Behind Bars, and The Gary Sinise Foundation.

## Quilters Nest

A place to sew and rest

606 E Evergreen St, Payson AZ

Phone: Linda Jones 480-415-3578

<http://quiltersnestaz.com>

Email: [linda@quiltersnestaz.com](mailto:linda@quiltersnestaz.com)

Come enjoy the cooler temperatures where you will be tempted to drink your morning coffee on our front porch or back deck. Where laughter and fun echo through the workspace. And where you just might see an elk out for a stroll!



## Pinetop Star Quilt Show

103 W Yeager Lane, Lakeside, AZ 85929

Phone 928-367-1709

Email [info@pinetopstar.com](mailto:info@pinetopstar.com)

Website: [www.PinetopStar.com](http://www.PinetopStar.com)

# Affiliate Members

## Mimi Designs

5350 E Deer Valley Drive #2417

Phoenix, AZ

[mimidesignsart@gmail.com](mailto:mimidesignsart@gmail.com)

## *NOAH & HER SISTER'S QUILT CO.*

939 W. Palma De Pina

Tucson, AZ 85704

[NoahandHerSisters/facebook](https://www.facebook.com/NoahandHerSisters/)

# Non-Profit Affiliate Members



P.O. Box 39693

Phoenix, AZ 85069

Email: [info@paqa.net](mailto:info@paqa.net)

Web: <https://paqa.net>



Recycling Artworthy Materials for Creative Minds  
Usual Hours but Vary on Social Media  
Wed 11-5 & Sat 10-2  
910 South Hohokam Dr, Suite 105, Tempe AZ 85281

## The Art Resource Center

Like us on [Facebook](#)  Follow us on [Instagram](#)  Questions [artresourcecenter@gmail.com](mailto:artresourcecenter@gmail.com)

**Visit us at the  
FUN Day Sale!!**  
Kits, Jelly Rolls, Fat Quarters,  
and Lots of Embroidery Threads  
**All Sold at a DEEP DISCOUNT!**



**Quilt for a Cause**  
Sew a cure for women's cancer

2750 N Lone Dove Trail

Tucson AZ 85749

Web: [quiltforacause.org](http://quiltforacause.org)

(520) 235-7894

Many of our Affiliate members offer discounts to AQG members. Remember to show your AQG membership card when you are shopping and ask if they offer a discount.