

Best of Show Solo

"Day Into Night" by Deb Deaton



Best of Show Duet

"Dresden Butterfly" by Gail Witt, Quilted by Jessica Jones



From the President ...

When I started on the AQG board, the board would meet once a month in person. These meetings took an entire Saturday. We would open mail, discuss board items, and help plan for the next event. Since it took all day, we added a potluck lunch and even a show and tell to share the sewing we were doing. You may be thinking that it was a lot of time to volunteer. Yes, it was, but spending time in person with my fellow board members has given me lifelong friends. We bonded during those meetings and when we meet in person again it always involves a hug and a catch up on how we and our families are doing.

The AQG board today is more diverse and includes members from across the state. Our meetings are through Zoom and we transfer electronic documents for signatures. Due to this, the board has made the decision to close the office. We are transferring the records, equipment, and quilt show items to a storage facility. We will be moving back to a mailbox facility and changing the address used for physical documents. The board continues to be dedicated to using your membership dues to provide value for you as a member.

I do have a sense of loss in how the previous board came together in person. So, my message today is that sewing is more than just putting fabric together. This hobby is a way to connect with others. If you are involved in a chapter, attend the meetings. Take a class at a local store. Attend educational Zoom and in person programs from AQG. Get together with a friend (or two) and sew. We fill our hearts by creating beautiful things but it is the act of sharing with others that puts the cherry on top.

Sincerely,

Debbie Ament



Membership Numbers:

March 2023	1,477
March 2022	1,525
March 2008	2,118

In this Issue...

President's Message	2
Contact Us	3
AQG Quilt Show	4-8
AQG Education.....	9-10
Aunt Quiltie Advice Column	11
Chapter Reports	12-24
Chapter Charity Spotlight	25
Past President's List	26
Affiliate Members	27-29

2022 - 2023 BOARD OF DIRECTORS EXECUTIVE COMMITTEE

PRESIDENT	Debbie Ament (480) 208-0939 president@aqgmail.org
VICE PRESIDENT	Jo Setliff vicepresident@aqgmail.org
SECRETARY	Diana Anderson secretary@aqgmail.org
TREASURER	Cheryl Ranes treasurer@aqgmail.org
GENERAL	Judy Hood Judy.Hood@aqgmail.org Nancy Gries Nancy.Gries@aqgmail.org Pattie Johns Pattie.Johns@aqgmail.org

COMMITTEE CHAIRS

CHAPTER DEVELOPMENT EDUCATION	OPEN Audrey Longhurst, Victoria Nelson education@aqgmail.org
FINANCIAL REVIEW FUN DAY	OPEN Nancy Laswick Nancy.laswick@aqgmail.org
MEMBER-AT-LARGE	Rob Shultz memberatlarge@aqgmail.org
MEMBERSHIP	Kathy O'Brien membership@aqgmail.org
MINI GRANT	Celeste Johnson Celestejo50@hotmail.com
NEWSLETTER Co-Editors	Lois Wendling, Theresa Foster newsletter@aqgmail.org
NOMINATION	JoAnn Bergdoll Joann.bergdoll@aqgmail.org
QUILT SHOW	Debbie Cole (520) 240-0897 Quilt_show@aqgmail.org
RUSTY BARN	April Small April.Small@aqgmail.org
TECHNOLOGY	Nancy Laswick, Ellen Taylor, Kimm Murray Technology@aqgmail.org

BOARD MEETINGS

Please check the [calendar](#) for the current schedule
No advance notice is required to attend. However, special circumstances can sometimes alter meeting dates and times. Calling ahead is recommended.

MEMBERSHIP

Membership in the Arizona Quilters Guild is based on a fiscal calendar running from July 1 through June 30. Current member renewal dues are accepted beginning April 1 for the following membership year and must be postmarked by June 30 to avoid a \$5 late fee charge.

Annual Membership Dues

Renewals postmarked by July 1st	\$25
New memberships and renewals postmarked after July 1st	\$30
Affiliate Membership (business)	\$75
Affiliate Membership (non-profit)	\$45
• Memberships are not pro-rated.	
• AQG mailings are not delivered to non-USA addresses.	

IT IS THE POLICY OF AQG NEVER TO SELL A LIST OF OUR MEMBERS TO ANYONE. THE ROSTER IS PROVIDED AS A COURTESY TO OUR MEMBERS FOR THEIR PERSONAL USE ONLY.

CHATTER DEADLINES

The Patchwork Chatter is published 10 times a year by AQG (no June or July issues). For more information or to submit articles and reports, please contact the AQG Communications Director through the office or send reports and jpeg photos to newsletter@aqgmail.org.

Next Chatter Issue = May, #346

Deadline for submissions = April 15, 2023

ADDRESS CHANGES • ADDRESS CHANGES • ADDRESS CHANGES

Please help us keep our records up to date. You can (1) submit address changes using our Online Membership system at <https://arizonaquiltersguild.org/Sys/Login> or (2) e-mail address changes to membership@aqgmail.org or (3) call the AQG office and leave a message clearly stating your name and address changes. You should receive confirmation when your address has been updated.



canyon of colors

AQG 2023 Quilt Show



Exemplary Machine Quilting (Professional)

“Dream Big” by B’nae Pulve



Exemplary Machine Quilting (Non-Professional)

“East of Eden” by Cindy Seitz-Krug



Exemplary Machine Quilting (Computer Guided)

“For All The Marbles” by Darla Orndorff

Quilted by Penny Boese




Exemplary Hand Quilting

“Monsoon Eve” by Darla Orndorff



canyon of colors

AQG 2023 Quilt Show



Laurene Sinema Award for Outstanding Workmanship

“Gilded Matrix en Taupe” by Karen G. Fisher



Excellent Use of Color

SueNami by Noah & Her Sisters Quilt Co.

Quilted by Penny Boese




Judges Choice— Nancy Fuka

“A Year of Chocolate” by Robin Wheat




canyon of colors

AQG 2023 Quilt Show



Judges Choice—Allison Rainboth

“Abuelita Scrappy Quilt” by Millie Burgheimer



NACQJ Recognition—Nancy Fuka

“3234 No Repeats” by Diane Pitchford



NACQJ Recognition—

Allison Rainboth

“Bereavement” by Jane Wilcox

Quilted by Jessica Jones



canyon of colors

AQG 2023 Quilt Show

2023 Quilt Arizona! Winners

Best of Show Solo 312 Deb Deaton		Best of Show Duet 1506 Gail Witt and Jessica Jones	
Exemplary Machine Quilting Professional 2206 B'nae Pulve	Exemplary Machine Quilting Non-Professional 1411 Cindy Seitz-Krug	Exemplary Machine Quilting Computer Guided 1713 Penny Boese	
Exemplary Hand Quilting 502 Darla Orndorff	Laurene Sinema Award for Outstanding Workmanship 1409 Karen G. Fisher	Excellent Use of Color 1714 Noah & Her Sisters Quilt Co & Penny Boese	
Judges Choice - Nancy Fuka 1407 Robin Wheat	Judges Choice - Allison Rainboth 203 Millie Burghheimer	NACQJ Recognition - Nancy Fuka 812 Diane Pitchford	NACQJ Recognition - Allison Rainboth 1705 Jane Wilcox

2023 Quilt Arizona! Category Winners

100 Art/Abstract

First	108	Claire Victor
Second	107	Donna Cashman & Jessica Jones
Third	103	Linda Engstrom
Hon	106	Betty Hahn

200 Art/Innovative

First	210	Sandra Branjord
Second	205	Frances Murphy
Third	208	Karen McCarty
Hon	203	Millie Burghheimer

300 Pictorial

First	312	Deb Deaton
Second	305	Lexi Burg
Third	313	Leann Hileman
Hon	311	Pam Matassarini

400 Canyon of Colors

First	406	Lois Wendling
Second	405	Karen G. Fisher
Third	402	Wanda Seale

500 Hand Quilted

First	502	Darla Orndorff
Second	503	Penny Morris
Third	501	Audrey Longhurst

600 Appliqué

First	613	Jean Lopez & Robin Ruiz
Second	604	Keith Dommer
Third	605	Keith Dommer
Hon	608	Susan Parker

800 Scrap

First	812	Diane Pitchford
Second	806	Kathi Shunn & Ami Krenzel
Third	809	Mary Lucille

1000 Time-Span

First	1002	B'nae Pulve
Second	1006	Diane Pitchford
Third	1008	Katherine O'Brien
Hon	1003	Celeste Johnson & Melissa Turner

1100 Kit Quilt - Solo

First	1108	June Batty
Second	1104	Alyce Leach
Third	1106	Katy Clement

1200 Kit Quilt - Duet

First	1205	Beth Norris & Cindy Paulson
Second	1208	Janice Hartman & Ann Becker
Third	1206	Brenda Stanway & Debbie Newell

1300 Machine Embroidery

First	1301	Theresa Bryant & Penny Boese
Second	1303	Iva Garrison
Third	1302	Angie Steveson & Jessica Jones

1400 Mixed Technique - Solo

First	1411	Cindy Seitz-Krug
Second	1409	Karen G. Fisher
Third	1412	Sandra Branjord
Hon	1414	Janice Hartman

1500 Mixed Technique - Duet

First	1506	Gail Witt & Jessica Jones
Second	1502	Stephanie Leuthesser & Jessica Jones
Third	1501	Sheila Armentano & Roslyn Atwood

1600 Pieced, Small - Solo

First	1611	Penny Boese
Second	1610	Karin Scanlon
Third	1608	Marianne Nowacki
Hon	1606	Norma Bush

1650 Pieced, Large - Solo

First	1652	Penny Dimick
Second	1658	June Batty
Third	1657	Peggy Porter
Hon	1651	MaDonna Randt

1700 Pieced, Small - Duet

First	1712	Betsy Verrico & Marti Jones
Second	1714	Noah & Her Sisters Quilt Co & Penny Boese
Third	1710	Laura Grissom & Rose Maynes

1750 Pieced, Large - Duet

First	1754	Ruthann Fox & Jessica Dickinson
Second	1753	Michele Frasier & Penny Boese
Third	1758	Susan Cox & Jessica Jones
Hon	1757	Patricia McDaniel & Cindy Stohn

1800 Paper Pieced - Solo

First	1803	Charlene O'Connell
Second	1804	Cindy Seitz-Krug
Third	1802	Jo Ann Kilgroe

1900 Paper Pieced - Duet

First	1903	Susan Cox & Jessica Jones
Second	1907	Beth Norris & Cindy Paulson
Third	1901	Kimberly Murray & Penny Boese

2000 Modern

First	2007	Katherine O'Brien & Cindy Stohn
Second	2006	Claire Victor
Third	2001	Patti Kupferer
Hon	2014	Rich Kupferer

2200 Other

First	2201	Penny Boese
Second	2202	Linda Hopkins
Third	2203	Bonnie Bobman

2300 Group

First	2301	Kathi Shunn
Second	2303	Carol Carpenter
Third	2305	Susan Mina

*Save
the
Date*



March
21 - 23
2024

Join us for an exciting showcase of creativity and artistry at the “Hip To Be Square” Quilt Show!

Squares are straight, classic, and traditional with names such as nine square, log cabin, and four patch, But, straight lines can be trendy and cool. Go against the norm and make squares hip.

Hip To Be Square—where square is the new cool!

COOL

AQG Education

Educational programs are a benefit of your AQG membership. Lectures are free to members. Workshops are offered at attractive prices.

These lectures and workshops are planned and presented by members of the Education Committee. We're looking for a few more members to join us. **We could use your help!** Do you enjoy the lectures and workshops we're offering? Would you like to help us plan and present these events? If you can help out, please send an email to education@aqgmail.org.

Upcoming Events

April 27 - Labels as a Love Language

Laura Hartrich

Zoom Lecture

6:30 – 7:30pm

Complimentary with your AQG membership



Laura will tell us how labels factor into her quilt making practice. She will share lots of images and discuss technique, inspiration and motivation for creating labels as detailed and unique as the quilts themselves.

Come to learn and be inspired to make better labels for your own quilts and for the quilts that you pass on to family and friends.

June 1 - Everything but Cotton

Julia McLeod

Zoom Lecture

7:00 – 8:00pm

Complimentary with your AQG membership



When quilters don't have access to a stash of quilter's cotton, what do they turn to? In this one hour lecture, trunk show, and Q&A session we will explore quilts – antique and modern – made of wool, silk, polyester and more. We'll observe how the use of unusual materials gives rise to alternative construction techniques and design choices.

The trunk show of Julia's work will demonstrate what you can create with neckties, saris, kimonos and other unusual, 'not cotton' textiles.

AQG Education—Continued

June 17 - Starting with Silk

Julia McLeod

Zoom Workshop

9:30am – 4:00pm

\$40 for members



This workshop will allow you to expand your horizons and work with silk. Julia will show how to use silk fabrics to quilt. Students will learn how to identify and distinguish fabrics. They will also be taught the best fusible stabilizers. Come and join as to learn an improvisational crazy piecing method plus a fabric foundation piecing class. Each student will draft a simple muslin foundation.

Get more details and register for events on the AQG website: <http://arizonaquiltersguild.org/events>

A little Quilting/Sewing Humor.....

As part of the office move, I needed to deliver the donated items for fun day to the fun day coordinator. This consisted of 8 totes, 1 large cardboard box and a metal popcorn tin filled with buttons. First issue, all of the carts were at the quilt show which meant I had to hand carrier the totes down the elevator to my car. The cardboard box was the heaviest, so I decided to put that on the ice chest with wheels to get it down the elevator. And, to top it off I put the button tin on the top. I thought that was a good choice, I thought wrong. I got the items into the elevator but when I tried to exit the elevator the ice chest wheels got stuck in the track. I leaned over to unstick the wheels and this is where things went from good to bad. The button tin went off the top and fell into the door of the elevator. The box crashed, split open and spewed fabric and notions all over the foray. I pushed the ice chest into the foray and turned around to get the button tin. Before I could grab it, the elevator doors closed, crushing the tin and exploding buttons all over the elevator. At this point, I used a sewing expletive - **'Stupid empty bobbin'**. I got on my hands and knees to start picking up buttons out of the elevator. The elevator doors continue to try to close and are now hitting me on my backside. Bump. Bump. Bump. I am scooping buttons as fast as I can but the buttons are all in the track of the elevator. I am using my keys to dig out the buttons. Bump. Bump. Bump. I no longer care about saving the buttons and am pushing the buttons down the elevator gap. They are making a sound like a slot machine at the casino. Someday someone is going to wonder why there are buttons at the bottom of the elevator shaft. Bump. Bump. Bump. I think I might have enough cleaned out and let the doors close. Nope. They don't want to close. Time for another sewing expletive, **'Dumb rotary cutter'**! So, back again to picking out buttons. Bump. Bump. Bump. I try again and the doors close. I am so happy. This is short-lived. I hit the button to open the doors and they open an inch and get stuck. I am now stuck inside the elevator. I start to cry and yell the most awful of sewing expletives, **"For the love of seam rippers."** I do not know what to do. Fire department – nope. Call the number in the elevator? Do I call my husband? About the time I am ready to make a decision, I hear a little voice say, 'Is there someone in the elevator?'. Yes, I am here. A group of guys helped get the door open and then I hear one of them say, 'Why are there buttons all over the place?'. That is a long story.

Dear Aunt Quiltie - Advice Column,

How come my cutting mats have to be replaced often? What can I do to keep using them for years?



Great question. Here are a few tips.

Keep them **Clean**, keep'em **Moist**, keep'em **flat**, and **NO** heat.

Standard cutting mats range from 12 x18 to 24x36. Mats 40x72 and larger are available to cover entire surface of a cutting table in one piece or as section.

Choose the largest mat that fits the work and storage areas available.

Storage: mats are made from plastic materials; they are heat sensitive. Improperly stored mats will warp and are impossible to repair, avoid exposure to heat and sunlight. Do not store mats by leaning against a wall or cabinet, and don't roll mats for storage unless manufacturer's instructions suggest it.

Olfa mats love moisture, it is recommended you soak your mat from time to time. Your self-healing mat loves moisture. To soak, put your mat in a large bathtub or larger container (would have to be large enough so it can lay flat) let it soak for 15-20 in a mixture of 1/4 cup of white vinegar to every gallon of cool water. Use cool water repeat, cool water do this often to extend its useful life. Dry thoroughly and lay flat to dry, turning over and wiping with towel.

To clean use a squirt of mild dishwashing soap (Ivory) and clean mat with a soft brush like a tooth brush. The purpose of this gentle scouring is to remove the fiber that gets trapped in the cut marks preventing the cuts from healing.

To get rid of odors on mats use a mixture of equal part white vinegar and cool water. Wipe your mat, let set for a few minutes, rinse and pat dry with a towel.

It is important to clean fibers out of your mats. Fiber that is embedded in the mat can be extracted with a little bit of friction use your thumb or finger and rub along the line where the fibers are and they should come right out. A small rubber tool could also be used just not anything that would leave residue behind like the pink pencil eraser.

In summary,

1. Always lay your mat flat
2. Don't iron on it
3. Do not place it close to a heat vent
4. Store flat
5. Do not leave in a hot car (especially if you are going on a retreat)
6. Avoid direct sunlight
7. Remove fibers from cuts

Sincerely, Aunt Quiltie

Source Unknown

If you have a question and would like it to be answered in future Chatter publications, please send in your question to newsletter@aqgmail.org You may win a prize from the Co-Publishers.

Chapter Reports

Cholla Quilters of Mesa

submitted by Deborah Cahpman

After voting in December our new officers are President- Pat G, Vice President- Karen M, Secretary- Marianne N, Treasurer- Barb A, Membership- Karen W. and Member at Large- Paula E (not pictured). We had some beautiful Show and Tell quilts as well as many charity quilts. Through 2022, 113 Quilts, as well as many other charity items, have been donated.

Our president has challenged us with incorporating some fabric she provided into blocks for us all to make.

Our Spring Retreat is turning out to be an exciting event!



Chapter Reports

Strawberry Patchers of Pine, Payson, Strawberry, Happy Jack

submitted by Jane Wilcox

Old Man Winter is wearing out his welcome in Pine/Strawberry. Our meeting was postponed in March due to an accumulation of 12-14" of Snow! When this happens, it just creates a more fun time to stay warm & cozy inside and sew. Right?

We have started solicitations for Sponsors for our 25th Quilt Show. Dates are June 9-10, 2023 at the Pine/Strawberry Community Center. Plan to come up and see the quilts, enjoy the vendors, and the great weather we have in June. It's a viewer's choice show, and if you want to vote, show up on Friday!



We are very sad to announce the loss of Ellen Greer. She has been a member of our guild for a very long time. This year's quilt show will feature some of Ellen's work; as well as another one of our departed quilters, Lanna Sullivan. The Theme of this year's show is "Forever in our Hearts".

Our final tally for our Build a Quilt Kit Day came to almost 40 kits! Fabrics were sub-cut, 5" squares gathered, borders, bindings cut, and all put in a nice plastic bag with the pattern and a couple of blocks already made. That is a LOT of cutting, collecting, folding and organizing! Thank you to Jackie Smith, and several other ladies: Tomie Lee, Jane Sullivan, Kris Lovetro, Lori Ohmart that do a lot of strip cutting and squares in different sizes- to get the fabrics ready for building kits. So many of our members take the kits to sew—not out of obligation, but because they're easy and fun. No pressure. Shout out to Kathy Beck! She has completed a record number of comfort quilt tops in the short time she's been a member. Many thanks to ALL the worker bees that made Build a Quilt Kit Day a huge success!



The Strawberry Patchers meet the first Thursday of the month at the Library Annex located behind the Pine Community Center. Meetings start at 9:30am but come at 9:00am for coffee and goodies. New prospective members are ALWAYS welcome! The 3rd Thursday of the month, we have "Sew Fun" Days for members only. Come for help, sewing, handwork, and the fun from 9:00am – 3:00pm! Our chapter is very active and hands on! Hope to see you, too!



Chapter Reports

Rippers of Mesa

submitted by Wendy Beesley

Ah, March is here and we are all feeling the touches of spring color in our lovely desert. The Rippers in Mesa are no exception as we are enjoying the talents of our winter visitors and full time desert dwellers.

The final activities of February were accentuated by a Class taught by no other than our Connie Clark, who cleverly brought us through the elements of building a delightful elephant block. Our very active Charity Committee has several ongoing projects. The projects being made are dignity covers aka clothes protectors and walker bags for one of the Senior Living Centers in the Community,. Beautiful quilts continue to roll from our members sewing machines for donations to various charities. It is stunning to see the beauty that can be created from fabric stashes and donations.

Our March Business Meeting included the election of new Officers and Committee Chairs. It was wonderful to see the energy of members as they scrambled for the various positions with their fresh ideas in tow.

During the meeting the annual Challenge entries were evaluated and judged by the members, which was no small task. The challenge included using the quilters own three initials to choose two colors, as well as the theme for the project. It seems every type of quilting skill/technique was used by the collective group of entrants. All were very individual and impressive. Jeri Meacham won the Best Coordinated Fabrics for the lovely lap quilt. Susan Casey won the Overall Favorite for her eye-catching wall hanging. Suzanne Melching made a gorgeous small quilt/wall hanging which captured the Best Workmanship award.



Chapter Reports

Daisy Mountain Quilters of Anthem

submitted by Susan Thomas

Our meeting began with Daisy Mountain History By recognizing past Presidents and their willingness to keep our Chapter going. We are thankful for their work and willingness to contribute to the knowledge and education of quilters. Our contributions this last month were 18 quilts and 8 dog beds. We keep our machines humming!

Our focus this month is that members turn in their Quilt of Valor blocks. We are excited to have a QOV leader Tona Jackson. Tona educated us as to specifics of joining the organization and nominating veterans which served during any war time.

Two donated quilts were presented for our "Opportunity Quilts" During this month members were encouraged To sell 5 tickets each @ \$5.00 per ticket for use by our Chapter. Free quilt kits were available for those interested in creating quilts for Autumn fest this October. Be sure Items are Given at each meeting so they may be inventoried.

Susan T demonstrated Baby Clutch Ball for easy and fun sewing. Our Speaker this month Alison Salmon introduced us to "Exercise for Quilters" by showing several easy ways to Stay active and move more.




Chapter Reports

Cotton Patchers of Coolidge

submitted by Brenda Lohr

Happy Spring, everyone. We hope you had an opportunity to make it to town for our 23rd Annual Coolidge Family Quilt Show. We had two weekends of fun, reminiscing with old friends and meeting new ones. I know we saw some of you there.

The first day of the show was a wonderful reception to honor our founding members and featured quilters. We are blessed that Gail Piggot and her family were able to attend. Just look at her glowing face in the photo! The family of our beloved Delphia Anderson was able to join us as well. Delphia dedicated her life to music performance and education. Many members worked to complete some of her unfinished projects, which were used to generate funding for a scholarship in her honor. We were able to raise more than \$1500 to provide a one-time scholarship to a local high school student who plans to study music in college.



Member Debi Grundmeier stole the show with her gorgeous “Dot’s a Hoot”, which earned the ribbons for Mayor’s Choice, People’s Choice, and Best of Show. She generously gifted her prize money to both the Quilts of Valor and Comfort Quilt programs. June Batty earned the ribbon for her Coolidge Cotton Patcher’s Challenge project, which represents both Delphia Anderson and Gail Piggot, two of our founders. Isn’t it lovely?



On the last day of the show, March 5th, we presented eleven Quilts of Valor to local veterans. (Additionally, three more Q.O.V. were presented to veterans outside of our community.)

Now that our 23rd show is behind us, our focus on education continues. Just this past Thursday, Judy Preston taught an engaging class on creating “Square Within a Square” blocks using the ruler and system by Jodi Barrows. On March 23rd we will learn to use our embroidery machine to do edge to edge quilting, taught by Brenda McBath-Vigil, and on April 13th June Batty will teach a class on effective quilt binding techniques.



Hoping this spring brings you renewed joy and continued love of quilting!

Chapter Reports

Foothills Quilters of Glendale

submitted by Carole Paul

At our March meeting, Chapter Chair Ruth Faulls was presented a beautiful heart quilt following the death of her father in February.

We were treated to a presentation by Tona Jackson and Pam Amico of Daisy Mountain telling us about the Quilts of Valor Chapter they have just organized. Until now there have only been two chapters serving the state entire state. The new chapter, called the Daisy Mountain Quilts of Valor, will be serving the central part of the state. The mission of Quilts of Valor is to provide quilts to service members and veterans touched by war. Quilts are made specifically for a service member or veteran who requests one or is nominated to receive one, and each person is consulted about the quilt he or she would like to have. Completed quilts are presented either in private or at a ceremony as determined by the recipient.

We learned that we can join the organization for \$10 a year but it is not necessary to do so. Each year there is a specific block designed for the quilts but it is not required that the design be used. Anyone interested in helping can make a block or blocks, or a complete quilt (60" x 80"). Blocks or quilts can be sent to the national headquarters, Daisy Mountain QOV or the other two groups in Arizona. We know how expensive quilting is so contributions of fabric (does not have to be patriotic), batting, and/or money are greatly appreciated.



The Activities Committee has decided to wait on plans for an overnight retreat until later in the year due to June being a busy month for graduations and weddings.

Members were once again requested to consider volunteering that the Quilt Show the end of March and a sign-up sheet for that was passed around, as were sign-up sheets for our April potluck.



The church where we meet will be doing painting of the outside of the buildings the weekend of April 14-15 and members were asked to please lend a hand with that.



Chapter Reports

Copper Country Quilters of Globe/Miami

submitted by Ellen Kretsch

Members of the Copper Country Quilters guild have been busy with the annual Pieces of Friendship show, community service quilts and learning all sorts of new things.

Five guild members traveled to the East Coast for a four-day applique workshop. Wool applique and traditional and new techniques for regular applique were offered. It's safe to say we have some new converts to the art. As a bonus, former CCQ guild member Marge Imperatrice, who has relocated to South Carolina, joined them for the academy.



For those who stayed home, AQG classes on zoom by David Sirota proved to be a good distraction for not being on the East Coast. Two members showed their projects at our guild meeting. The No More Tears method of paper piecing was a winner even for some die hard anti paper-piecers!

The guild pretty much deleted its store of community quilts with Christmas donations to nursing homes, the domestic violence shelter and emergency services, but members have been hard at work making more to keep everyone supplied.



Storm at Sea was one of the David Sirota classes, these 2 projects are by Peggy Porter and Ellen Kretsch. They also showed their New Hampshire BB beauty class projects; Peggy's is done in earth tones and neutrals while Ellen opted for a more tropical vibe.

Chapter Reports

Nimble Thimbles of Chandler

submitted by Jill Eskew

We have had a busy month recruiting new Board members for our upcoming Year July 23 - 24. In the meantime we are having fun getting to sew at the Chandler Library the 2nd and 4th Friday of each month and a Sew Date at Sweet Pz's February 25th. Melissa Bickman demonstrated the mini mosaic quilts by Cheryl Lynch pattern. It was so much fun! Thanks Melissa!



We have 2 big names coming up are Karen Brown from Just get It Done Quilts and Rochelle Rice, a podcaster on Inappropriate Quilters. Rochelle will also be hosting a workshop on Saturday, May 6 about pet portraits or any animal really, in a collage quilt. She will focus on the eyes and face which seem to be the most challenging for people to create. Save the date as we will be limiting to the first 30 and opening up to the public soon.

Our in house meeting 4/2/23, 5 of our members demonstrated their favorite rulers.

Debbie Kettlmen - Stripology ruler

Lora Riordan - Folded corner clipper

Jill McCaughey - Easy Angel ruler

Diane Pitchford - Slotted Trimmer

Jo Setliff - circle ruler

Great job ladies for demonstrating! We had so much fun!

Prizes were awarded to

Hilary Price King won the Stripology Ruler

2 \$10.00 gift cards were won too!



And we had a speaker from the Pregnancy Center. Lisa spoke about the organization and how the quilts we donate helps the ladies. Just another great organization to donate the community services quilts too. A Grand total of 304 quilts have been donated since July. If you like making quilt tops to donate to various non profit organizations this group is for you!

Can't forget about Show and Tell! The Quilts are as beautiful as ever! We may actually see some of them in the AQG show in March 23-25th, mesa convention center.

For additional information about our group, please refer to our Facebook page and nimblethimblesblogspot.com.



Chapter Reports

Calico Cut- Ups of El Mirage

submitted by Pat Weddle

What a great month we had! Our first meeting was spent on an iceberg in a ballroom being decorated for a Sweetheart Ball and you guessed it, we were not the Sweethearts! A New roof was being placed on the building we normally meet in and the exits and entrances were blocked by roofers!

Our Hospitality Chairperson resigned from her position due to her husbands illness, please keep Marion and her husband in your thoughts and prayers. Marlene Gucwa will be receiving a new hip on the 29th of March so she can press that foot feed a little harder!



Becky Simmerman taught a class on project bags with a clear vinyl window and did a fabulous job! A few of her students sewed the backing wrong side out, I won't mention any names! We had a great time making them and showed them off for a picture.

Lexi will be teaching a class on March 27th about Crazy Eights Quilt Part 1

and on April 24th on Crazy eights Quilt part 2. See our website for list of supplies and homework. Pattie Johns reported our membership is at 26 members and we had another person join at the last meeting. Welcome Judie DeWulf!! We kicked around some Fundraiser ideas and came up with shoe box lunch, basket raffles and pizza lunch. If you have any great ideas, please share with us. A little trick I learned if your seam gets turned the wrong way while you are sewing or gets opened up and sewn, there is a way to stop that! Put a piece of tape where your footplate meets your extension table and wallah, problem solved!



Quilts are like friends, a great source of comfort!



Chapter Reports

Busy Bees of NW Phoenix

submitted by Patty Woodford

The Busy Bees meet 2 times a month at the Westtown Baptist Church in north Phoenix. (11415 N. 35th Avenue, Phoenix). Our Business Meetings are held on the 1st Wednesday of each month and our Sew Days are on the 3rd Wednesday of each month. If a month has 5 Wednesdays, the Chapter does gather on this 5th Wednesday for an Outreach/Charity Day. All gatherings start at 9:00 am.



At the March Business Meeting, Sharon Lichter showed and discussed the Celtic Knot Table Topper. She provided written instructions for construction of this topper and she will be available at the March Sew Day for anyone who needs help or has further questions. Also, at the March Meeting, Pat Wills displayed several different, darling Tea Cozies. (Sorry no picture)



Pat had asked for those who were interested in making one of these cozies to bring their teapot in order that measurements could be taken. Pat will

also be available at the March Sew Day to provide instructions and help for construction of your chosen cozy. Thank you, Sharon and Pat, for giving your time and expertise to complete these wonderful samples and presentations.



The Chapter will be meeting on March 29th for an Outreach/Charity Day. We will be working on Dog Beds/Mats for local animal shelters. A Potluck Potato Bar will also be held on this day.

During our Show and Tell in March, Betsy Shallmo treated us with another "Mini Demo".

She had prepared this Lazy Angle Presentation to be given in 2022; however, health circumstances prevented her from showing it to the chapter. Betsy, you continue to amaze us with your complete and determined understanding of any task you undertake.

Upcoming Events: April - Stained Glass Quilt Block Technique, Apron Instructions, Bunny Block Exchange, Spring Social Potluck
May - Ugly Fabric Exchange
Quilter of there Month

The Busy Bees are a very small, but warm and friendly, group. We welcome new members and visitors at our business meetings.



Chapter Reports

Card Tricks Quilters of Pinetop

submitted by Cheryl Holtz

Hello! The snow is melting and Spring should be on its way to the White Mountains soon. I enjoy reading the reports from the other chapters of AQG. It is fun to see what the other groups are doing. Sometimes I see a face I know :) having lived in the Valley for over 20 years before moving to the Mountain. I hope everyone takes the time to read all the reports.

The March meeting of Card Tricks was a busy meeting. The group teaching the Quilting Class at a local Community College met to check that all is ready. Two members, Diana Anderson and Nancy Smith, are the teachers with other quilters helping out in the classroom. First class is March 21st!



Sandy Wagner conducted an interesting demo on Y seams and mitered corners. Kathy Bowers and Susan Denton gave a presentation on log cabin blocks. Show N Tell is always fun.

The Quilt Show Committee has everything on track for the Show in Pinetop Aug 10th & 11th. We would love to see you up here!

The Patriotic Piecers (part of CardTricks) finally got out from under the snow and met in March for the first time this year. General catching up, show n tell, raffle quilt plans and starting our first group quilt were all on the agenda. It was a fun work day.



Chapter Reports

Desert Threads of Sun Lakes

submitted by Pat Sinclair

Desert Threads meetings have been well attended. The chapter continues to grow and welcomes guests. Barbara Jansen presented the program at the March chapter meeting. She has won many awards for her landscape art quilts. These pieces of art include many techniques and embellishments. Some important considerations she emphasized are color, composition, and adding tactile elements. Perspective draws the eye into the landscape and can include something tactile in the foreground. Barbara taught a landscape class in March.



Several members of Desert Threads reviewed the by-laws and suggested changes. After discussion and approval by the board, the revisions were approved by the membership at the March meeting.

Members of Community Service gathered and assembled kits for charity quilts. Winter visitors are encouraged to take a kit and assemble a quilt when they travel to warmer climes.

The board is currently preparing a budget for the upcoming year. At the May Annual Meeting the budget and slate of officers for next year will be voted upon by the membership.

Several classes have been planned. Diana Jones taught how to sew a perfect 1/4inch seam. This is especially important when sewing blocks for a block exchange. In addition, Maryellen Swenson is offering a workshop on making a travel bag in April. The board discussed using Zoom for May and September meetings as so many members are gone.

Our April meeting features a trunk show by Peggy Morris. Desert Threads meets the 2nd Wednesday of the month in Cottonwood. Social hour begins at 9 a.m. with a program following at 9:30 a.m.



Chapter Reports

Quilters Anonymous of Goodyear

submitted by Kathy Mandy & Deby Day

Oh my stars! Our new Quilting Together Exchange involves stars and the colors black and white. The block exchange runs from February to June 2023, and this month was a show and tell of the first blocks created by the participants! As in the heavens, where no two stars are alike, in quilting there are countless stars. And our members showed off a galaxy of beauties! At the end of this exchange challenge, they'll have 10 blocks of black and white stars. Can't wait to see the final projects they produce with these blocks.

The AQG Canyon of Colors Quilt Show is March 23-25, and QA members are displaying. The Mesa Convention Center will be a hotbed of color, talent, friends, and ideas galore.

Camp Intervention for QA takes place May 5-7 at the Hilton Hotel in Avondale. The excitement for this event is evident by the fact that the sign-up line at last month's meeting was almost out the door. The Camp includes five meals, prizes, and sooo much quilting time. Oh, and lots of laughter and info sharing! There are still four spaces (as of this writing) available.

Our Show and Tell had quilts with embroidery, panels, Judy Niemeyer, and a quilt from our recent Ray Steeves class.

Quilters Anonymous now has 81 members! Two open sew days happen each month. One community service project in which we participate provides pillowcases for the Avondale Adult Center. We have 200 pillowcases for Mother's Day and Father's Day 2023. Thank you everyone who created the pillowcases.




Chapter Charity Spotlight

The Heart Of A Quilter

THE HEART OF A QUILTER Last month, on February 18, was the inaugural AQG Chapter Chat via Zoom. This was an ingenious vehicle to bring AQG members together from all Chapters to have a little Chat. We can all sometimes get caught up in our own little bubbles and need to be reminded that we all have something to contribute to others outside our own Chapter. This Quilter comes from a strong service background in quilting for a mega church quilt ministry. I strongly believe, as many of us do, that a quilt can express love, healing, comfort, joy, celebration, and just feels like a hug when it's wrapped around us. Besides being a creative outlet and being fun to make, quilts can really tug on our compassionate hearts when we give them away.

During the Chapter Chat, it was brought to our attention that a comfort quilt was needed for a young man in North Phoenix who was residing at a long-term care facility. This young man's grandmother was a believer in the power of a quilt. She found our AQG and asked if we could help her out, as she lived out of state. I'm sure several of us on that Chat would have been willing to take a quilt to this young man, but I was the first to jump on the opportunity. After overcoming several hurdles, the quilt was hand-picked by a group of our chapter members and was delivered to this young man by me and my husband. I got to know the grandmother via texting and learned a lot about her and this young man that has a very long road ahead of him to heal. I'm so very thankful that I was in the right place, available, and willing to share my heart. Keep quilting and giving.

Cindy Fonseca, Chair Daisy Mountain Quilters



Past Board President's

Laurene Sinema	Charter President
Toni Pugliana	1980-1981
Liz Bartholomew	1982-1983
Gwenn Smith	1984
Sandra Steele	1985
Willene Smith	1986
Deborah Bobo-Jones	1987
Marla Hattabaugh	1988
Linda Braun	1989
Barbara Sidorakis	1990
Nancy Tokarz	1991
Cheryl Congrove	1992
Gwen Nemmers	1993
Mary Goeller	1994
Kim Maas	1995
Marilyn Woolley	1996-1997
Mary Lou Williams	1997-1998
Mary Hoyer	1998-1999
Carla Bonifasi	1999-2000
Mary Burton	2000-2001
Marque Jacobs	2001-2002
Linda McDowell	2002-2003
Diane Pitchford	2003-2004
Rita Blocksom	2004-2006
Linda Adkins	2006-2007
Gail Piggott	2007-2008
Judy Taylor	2008-2009
Lynn Kough	2009-2010
Patricia Benner	2012-2014
Elaine Putnam	2014-2016
Dale Nokes	2016-2017
Laura Niemann	2017-2018
Charyl Garman	2018-2020
Nancy Laswick	2020-2022
Debbie Ament	2022-2023

Affiliate Members



Northern

3548 W Northern Ave

Phoenix, AZ 85051

(602) 841-5427

Hours: M-F 9a-6p Sat 9a-5pSun 10a-4p

Chandler

4939 W Ray Road

Chandler, AZ 85226

(480) 961-7363

Hours: M-F 9a-6p Sat 9a-5pSun 10a-4p

El Mirage

12213 NW Grand Ave

El Mirage, AZ 85335

(623) 583-0070

Hours: M-S 9a-5p

www.35thavesewandvac.com

info@35thavesewandvac.com



CREATE AND REJUVENATE IN THE WHITE MOUNTAINS WHERE YOU CAN SEW, KNIT, CROCHET, CRAFT, EAT, AND SLEEP. NO CLEANING, NO COOKING. THE QUILTED MOOSE HAS YOUR BACK!

480-797-8499

mamallama2058@gmail.com

<https://quiltedmooseretreat.com>

SEACRET

World Class Skin Care from the Dead Sea

Joy Olcott

www.seacretdirect.com/joyolcott/en/us

JoyOlcott@yahoo.com



2022 S 2100 East, Suite 201

Salt Lake City, UT 84108

www.quiltcraftsew.com 801-463-1200

rustybarn1@aol.com (September 1-3)

Westworld
16601 N. Pima Rd, Scottsdale

AZ House of Creative Retreats

24246 N. 43rd Ave/Glendale, AZ 85310

Just the place for your next event!! Perfect for a craft/art/quilt class/retreat or your next business team building retreat! If you are interested in joining us, please email to be added to our mailing list or to inquire about availability!

azhouseofcreativeretreats@gmail.com

Affiliate Members

Quilty Pleasures

Long Arm Quilting

29383 W Whitton Ave

Buckeye, AZ

www.quiltypleasureslaq.com

tara.tucker@quiltypleasureslaq.com

The Patriotic Pincushion

20101 E Superstition Dr

Queen Creek, AZ 85142

Phone 480-490-4268

<https://www.thepatrioticpincushion.com>

The Patriotic Pincushion focuses on providing American Made and patriotic fabrics. We offer a quaint community sewing space for clubs, classes, and meetings at our fun family barn-like shop in Queen Creek, AZ. We are proud supporters of The Quilts of Valor Foundation, Puppies Behind Bars, and The Gary Sinise Foundation.

Quilters Nest

A place to sew and rest

606 E Evergreen St, Payson AZ

Phone: Linda Jones 480-415-3578

<http://quiltersnestaz.com>

Email: linda@quiltersnestaz.com

Come enjoy the cooler temperatures where you will be tempted to drink your morning coffee on our front porch or back deck. Where laughter and fun echo through the workspace. And where you just might see an elk out for a stroll!



Pinetop Star Quilt Show

103 W Yeager Lane, Lakeside, AZ 85929

Phone 928-367-1709

Email info@pinetopstar.com

Website: www.PinetopStar.com

Affiliate Members

Mimi Designs

5350 E Deer Valley Drive #2417

Phoenix, AZ

mimidesignsart@gmail.com

NOAH & HER SISTER'S QUILT CO.

939 W. Palma De Pina

Tucson, AZ 85704

[NoahandHerSisters/facebook](https://www.facebook.com/NoahandHerSisters/)



Quilt for a Cause
Sew a cure for women's cancer

2750 N Lone Dove Trail

Tucson AZ 85749

Web: quiltforacause.org

(520) 235-7894

Non-Profit Affiliate Members



P.O. Box 39693

Phoenix, AZ 85069

Email: info@paqa.net

Web: <https://paqa.net>



**Recycling Artworthy Materials for
Creative Minds**

Usual Hours Wed 11-5 & Sat 10-2

910 South Hohokam Dr, Suite 105, Tempe AZ 85281

artresourcecenter.org

Questions? artresourcecenter@gmail.com

Like us on [Facebook](#)  Follow us on [Instagram](#) 

When you are shopping, please thank our affiliate members for supporting AQG.