



Volunteers selling raffle tickets at Fun Day

Gina Perkes telling us about one of her award winning quilts at Fun Day



More from Fun Day- Sarah Thomas sharing her colorful quilts



Look at the incredible detail in this quilt by Gina Perkes



In this Issue...

President's Message	2
Contact Us	3
AQG Education	4-6
AQG Quilt Show	7
Chapter Reports	8-17
Community Events	18
Affiliate Members	19-22

From the President:



Hello Quilters!

Our annual Fun Day on October 21st was a tremendous success this year. We had over 200 people participating – a new record! Our speakers, Sarah Thomas and Gina Perks were delightful and shared both their quilt stories and their beautiful quilts. In case you didn't have enough fabric in your home (yeah right), each person had the opportunity to choose a fabric bundle to lovingly add to their stash. Special thanks to Nancy Laswick and her committee for doing such a wonderful job organizing this event.

One of our key priorities this year has been to determine the best location for holding the AQG Quilt Show in 2025. For the past several months, members of both the Quilt Show Committee and the Board of Directors have been canvassing possible quilt show locations both in Phoenix and outside of Phoenix. Surprisingly for a city as large as Phoenix, there are not many venues that are large enough to hold our show. After weeks of phone calls, meetings, and onsite visits we are now in the final stage of contract negotiations for the 2025 show. Barring any last minute surprises, we will be making an announcement regarding the 2025 show in the very near future. Stay tuned!

AQG President

Eva Kilgore



2023-2024 BOARD OF DIRECTORS EXECUTIVE COMMITTEE

President:	Eva Kilgore president@aqgmail.org
Vice President:	Rob Schultz vicepresident@aqgmail.org
Secretary:	Melinda Sobraske secretary@aqgmail.org
Treasurer:	Pattie Johns treasurer@aqgmail.org
General Directors:	Jo Setliff jo.setliff@aqgmail.com Diana Anderson diana.anderson@aqgmail.org Judy Hood judy.hood@aqgmail.org

COMMITTEE CHAIRS

CHAPTER DEVELOPMENT	OPEN
EDUCATION	Audrey Longhurst, Victoria Nelson education@aqgmail.org
FINANCIAL REVIEW	Pat Weddle weddlpk@gmail.com
FUN DAY	Nancy Laswick nancy.laswick@aqgmail.org
MEMBER-AT-LARGE	Mal Nason memberatl@aqgmail.org
MEMBERSHIP	Diane Pitchford membership@aqgmail.org
MINI GRANT	Celeste Johnson celeste.johnson@aqgmail.org
NEWSLETTER	Katie John newsletter@aqgmail.org
NOMINATION	JoAnn Bergdoll joann.bergdoll@aqgmail.org
QUILT SHOW	Debbie Cole (520) 240-0897 quilt_show@aqgmail.org
RUSTY BARN	Celeste Johnson celeste.johnson@aqgmail.org
TECHNOLOGY	Nancy Laswick, Debbie Ament technology@aqgmail.org

BOARD MEETINGS

Please check the [calendar](#) for the current schedule

No advance notice is required to attend. However, special circumstances can sometimes alter meeting dates and times. Calling ahead is recommended.

MEMBERSHIP

Membership in the Arizona Quilters Guild is based on a fiscal calendar running from July 1 through June 30. Current member renewal dues are accepted beginning April 1 for the following membership year and must be postmarked by June 30 to avoid a \$5 late fee charge.

Annual Membership Dues

Renewals postmarked by July 1st	\$25
New memberships and renewals postmarked after July 1st	\$30
Affiliate Membership (business)	\$75
Affiliate Membership (non-profit)	\$45
• Memberships are not pro-rated.	
• AQG mailings are not delivered to non-USA addresses.	

IT IS THE POLICY OF AQG NEVER TO SELL A LIST OF OUR MEMBERS TO ANYONE. THE ROSTER IS PROVIDED AS A COURTESY TO OUR MEMBERS FOR THEIR PERSONAL USE ONLY.

CHATTER DEADLINES

The Patchwork Chatter is published 10 times a year by AQG (no June or July issues). For more information or to submit articles and reports, please contact the AQG Communications Director through the office or send reports and jpeg photos to newsletter@aqgmail.org.

Next Chatter Issue - December #351
Deadline for submissions - November 15, 2023

ADDRESS CHANGES • ADDRESS CHANGES • ADDRESS CHANGES

Please help us keep our records up to date. You can (1) submit address changes using our Online Membership system at <https://arizonaquiltersguild.org/Sys/Login> or (2) e-mail address changes to membership@aqgmail.org or (3) call the AQG office and leave a message clearly stating your name and address changes. You should receive confirmation when your address has been updated.



The education committee works hard to bring you great lectures and workshops by national teachers. Most of our offerings are on Zoom. This keeps the cost low and allows us to reach quilters everywhere in the state—and beyond. We encourage you to take advantage of this benefit of your AQG membership. Lectures are free to members. Workshops are offered at attractive prices.

Have been hankering for an in-person class? Join us for Strip-pieced Mariner's Compass Basics which will be offered in Phoenix in January.

Upcoming Events

December 4 - It's Not a Quilt 'til It's Quilted



Zoom Lecture

Becky Goldsmith

6:30pm – 7:30pm

Complimentary with your AQG membership

You've made a beautiful top, but how do you decide how to quilt it? Becky will share with you what she has learned (both the good and the bad!) from quilting her own quilts over the last many years.

December 9 – Featherweight Maintenance



In-Person workshop in Gilbert AZ

Terry Pyland

9am – 3:30pm

\$65 for AQG Members

Students will be instructed about basic maintenance which includes how to clean, oil, and lubricate their machine.

This class is currently full. If you're interested, please sign up for the waiting list. We'll let you know if a spot becomes available. We'll also use the waiting list to determine if there is enough demand to offer it again.



Continued...

December 13 – Modern Mariner's Compass, Strip-pieced



Zoom Lecture

Robin Long

7:00pm – 8:00pm

Complimentary with your AQG membership

Join Robin to hear a bit about her quilting journey and how she came up with her rulers and strip piecing method to bring the mariner's compass into the 21st century. You will hear her talk about the three facets of her method including her modern technique, modern projects (not your typical mariner's compass quilts!), and the modern support she provides to help folks be successful. You'll see dozens of beautiful quilts and be inspired to see where your compass will take you!


January 16 – Strip Pieced Mariner's Compass Basics

In-Person workshop in Phoenix AZ

Robin Long

10am – 4:30pm

\$75 for AQG Members



Have you ever wanted to make a Mariner's Compass block but were too intimidated? Not a fan of paper piecing or using tedious templates? You'll love this class for learning how to make 16-point compass blocks in 16 different sizes using Robin Ruth Design's rulers and strip-piecing method! Join Robin and learn all the compass basics for making either a Skinny Robin or Fat Robin mariner's compass block. Once you learn how to Robin's rulers and strip-piecing technique, you will be free to move on to one of the many patterns and projects made using this ruler system!



Continued...

February 1 – Creating Contrast in Your Quilts

Zoom lecture

Jennifer Houlden

6:00pm – 7:00pm

Complimentary for AQG members



Adding the WOW Factor

One of the keys to great art work and quilts is colour and contrast.

This trunk show explores the effective use of contrast to create dimension, movement and visual harmony while supporting the initial attraction of colour in great quilt designs.

Join Jen as she explores the world of contrast and learn a few tips, tricks and techniques that you can incorporate into your quilt making and art to boost the contrast in your work.

February 6 & February 17 – Mini Bargello Sunflower Zoom workshop

Jennifer Houlden

Feb 6, 6:00pm – 7:00pm (will be recorded)

Feb 17, 9:00am – 3:00pm

\$40 for AQG members



Perfect precision is not required to create this stunning sunflower. With Jen's expert instruction, you will explore the world of colour to select fabrics for the flower, cut and sew your strips then cut and sew again, and last but not least arrange your strips to create a wave-like effect (the Bargello). Transform the Bargello into an amazing sunflower. Whether you're a seasoned quilter or a beginner, you'll leave this workshop with a beautiful Bargello Sunflower quilt.

See the AQG website for more details and for registration for all of these events.

<http://arizonaquiltersguild.org/events>

We need you!

AQG education events are organized by a small group of AQG members. We're looking for a few more. Can you spare a few hours a month to help us?

We need help with finding teachers, writing contracts, moderating lectures and workshops.

No in-person meetings required. We meet once a month via Zoom.

Please contact Victoria and Audrey via education@aqgmail.org



Quilt Show 2024



March 21-23 at the Mesa Convention Center

Open and Close Dates:



Event	OPEN	CLOSE
Vendor Online Registration	5/3/2023	1/16/2024
Chapter Challenge Entries	10/1/2023	1/6/2024
Chapters will be notified how much space they have after all entries are in and space is calculated		
Chapter Opportunity Quilt Entries	10/1/2023	1/6/2024
Quilt Online Entries	10/1/2023	1/6/2024
Volunteer Online Registration	1/5/2024	3/15/2024
Entrants Receive Electronic Entry Packets	2/18/2024	2/24/2024
Entry Quilt Intake at MCC	10:00 AM 3/17/2024	1:00 PM 3/17/2024
Awards Ceremony (by Invitation Only)	3:30 PM 3/21/2024	5:00 PM 3/21/2024
Quilt Show	5:00 PM 3/21/2024	4:00 PM 3/23/2024
Quilt Pick Up at MCC	6:00 PM 3/23/2024	7:00 PM 3/23/2024
Receive Purchased Entry Photos	4/01/2024	4/13/2024

Chapter Reports



Rippers of Mesa

submitted by Wendy Beesley

A Shout Out to all the Rippers participating this past year with our Charity efforts. This modest sized group donated many projects to our local charities. Items donated include 54 walker bags, 101 clothes protectors, 104 quilts, 47 placement and 8 fleece blankets. In addition, our group has received 179 yards of donated fabric, so it will be another very busy year. Hope La Vine and Darleen Enriquez lead these efforts this past year. Thank you both for all your efforts in keeping us in line. Hope and Janet Brown have graciously volunteered to manage this project for the upcoming year.



In September, the Rippers were again on the road. Back to Sweet Pez Design in Gilbert for a Sew

Together Bag (aka Watermelon Bag) Class. Six of our members attended and made beautiful bags to store many delightful items. Another event attended by many was the Convergence Quilt class, taught by our avid quilter, long armer and member Dawn Funkhouser. Dawn always has many pearls of wisdom and tips of the trade to share with those in attendance.

Special recognition goes to Charlene O'Connell who received an award at the AQG Show receiving a 1st place Solo ribbon for a beautifully paper pieced quilt this past March. Charlene has been an avid quilter and AQG member for 15 years. She began her quilting journey with a paper piecing class soon after arriving in Arizona. Obviously, she has excelled and enjoys her hobby.



Lucy Wong is also an award-winning designer and quilter. In the past Lucy has won a 1st place in the VA Creative Arts festival for her work. Lucy loves birds, draws free hand and truly enjoys the art of the hobby. She is empowered by art and strongly believes that art can be used a therapy. Lucy is also a nationwide speaker for special interest groups with chronic illnesses. Congratulations to both Charlene and Lucy.

Chapter Reports



Strawberry Patchers Report

submitted by Jane Wilcox



Finally! The hot winds of summer have transitioned to the cool breeze of fall, colors in the Rim Country are showcasing golds, reds, browns – the fall colors that we all just love! We are getting ready for The Rim Country Quilt Roundup and looking forward to 2 days of quilts, vendors, special exhibits, laughter and camaraderie with our fellow quilters. Mark your calendar and plan to attend November 3rd and 4th in Payson, Arizona at the Matazal Casino banquet hall. Admission is \$5.00, and this year if you bring a can of food or non perishable food item, you get entered into a drawing for a beautiful quilt! It makes for a wonderful day trip, or spend the night. Make your reservations early!

Our committee that plans charitable funding has met and come up with the list of the Charities that we financially support. This year, we are able to assist a few more than in the past. Our charitable funding money is raised from two of our fundraisers. The first source is our quilt show held in Pine, at the Community Center. We have 3 levels of sponsorship, we hold a bake sale, and our Country Store. The work that goes into the show certainly produces positive results for the charities we select to support.



A word about our Country Store. This was the brainchild of Kris Lovetro, yet it takes all of us to make it a successful fundraiser. We secure booth space at our summer festivals, and most recently the Fall Festival. We also go into Payson for the Holiday Festival. We have everything imaginable that we each make and contribute – from tree ornaments, table runners, quilts, placemats, bowl cozies, walker bags, mug rugs, and machine mats....just to name a few. There are usually a few to help Kris set up, and take down. This has been a real blessing to us! We use donated fabrics to make the items and very little expense goes IN, but loads comes OUT to help out the charities we give to.

October is traditionally our community sew days! Three days in a row for all us worker bees to finish comfort quilts, cut fabrics, put together kits, gossip (*gasp* did I say that?) always loads of fun when we get together! Part of our charitable funding was able to secure ceiling fans for the Pine Library Activity Center where we meet. We are MUCH cooler now!!!



We still have room for more members. We are a very active chapter and invite you to join us the first Thursday of the month for our business meeting. Coffee and goodies at 9am, meeting starts at 9:30am. The third Thursday of the month is reserved for members only. We have sew days or programs, we're always learning something! If you're interested in joining us – www.strawberrypatchers.com will tell you more about our membership, or join our public group on Facebook.



Chapter Reports



Delightful Quilters of Scottsdale

Submitted by Jo Ann Bergdoll

You never know what you may learn at a monthly quilt meeting. As Lynne Clark opened our September gathering, she mentioned a clever way to create a quilt sandwich using spray basting and a design wall. For some of us, this caused many raised eyebrows. Serious quilters don't use basting spray, right? Look up [Christa Quilts – How to Spray Baste a Quilt](#) on YouTube. You may change your mind as I did. (Thanks, Lynne!)



After Gioia provided a quick AQG update, our speaker, Pam Gagnier, was introduced. And for about an hour, Pam took us on a journey back in time as she shared her Generations of Quilts.

Her Great-grandmother Johnson and her mother were talented garment sewers, both making a good portion of their respective families' clothing. Great-grandmother also tatted (made lace) and crocheted beautifully. Great-grandmother's vintage quilt pieces were beautiful. The peach and lilac quilt was completed in 1937.

See the little green dress? This is one of the many clothing pieces made by her mother and worn by Pam. As the family matured, her mother took up quilting. Many of her quilts were literally scrappy, using fabric left over from making clothing and aprons. Using templates she made of cardboard, she cut out, pieced and quilted all by hand. Mother's quilts were often used on beds so many of them were quite large. Her mother even made a circle quilt for Pam's round waterbed! Mother's work was amazing!



Pam followed the same path to quilting as the beloved family members before her by making clothes. What inspired her to venture into quilting? The stunning Cathedral Window quilt, her mother pieced and quilted by hand, a 4-year project! Pam started quilting classes in 1991, making a sampler quilt.

Not long afterwards, she moved on to her first "big" quilt, the blue Bear Paws bed quilt. The last quilt she shared with us was her first award-winner, Southwest Borders.



The quilts mentioned and pictured here are but a few of the many Pam showed. She encouraged us to come up and get close to the 3 generations' handiwork. Thank you, Pam, for sharing you and your families' quilting journey.



Chapter Reports



Cotton Patchers of Coolidge

submitted by Brenda Lohr

Fall has arrived and the Coolidge Cotton Patchers are back! Well – most of us. We are still anxiously awaiting the arrival of many of our winter members, but they will be returning soon.

Even though we did not officially meet during the summer months, we did continue to do service quilt projects.

On July 12th we went to the Coolidge Airport and were able to present Quilts of Valor to Thomas Leach, Keith Calver, Lex Cassiere and Torbin Gilbert. All four gentlemen are employees of Daycraft Systems Corporation.



On August 26th, four of our members were able to be at the Casa Grande Ruins National Monument to present a Quilt of Valor to Thurman Ashcraft, who was turning 100 years old! What a special opportunity to show our appreciation to this veteran.

More recently, on September 29th members Jacque Hendrie-Henry, Liz Davis, Liz Baggenstoss and Deb Sinclair were pleased to be at the Coolidge DAV to present a Quilt of Valor 84-year-old Barb Snowden.

We are already planning our March quilt show. This year's theme is "Out West," and our featured quilter will be June Batty. We have already begun selling tickets for our opportunity quilt.

Chapter Reports



Card Tricks

Submitted by Cheryl Holtz

"The wind is rising and the air is wild with leaves..." Wolfe

Fall is here in the White Mountains. Time to settle in and do some serious quilting.

Nine members of the Card Tricks met at the Bear Cabin Inn for a retreat in Sept. Quilt artist, Cathy, taught us how to do faces with fabric. Some worked on their own portrait and some worked on a famous face. It was a good time for all. We also worked on a quilt for Patriotic Piecers and individual projects. We even got to celebrate a Birthday.



Our regular meeting in October started with Sandy Wagner teaching us binding tips. From the fabrics used to joining the strips and sewing neat corners, she gave us a lot of good information. If you ever watch a Judge looking at quilts, you will realize, how important that binding is to the overall quilt. It was nice to see Jeanne, one of the students from the beginning quilt class, at our meeting.

Welcome to new officers:

President: Diana Andeson
Vice President: Karen Bloom
Secretary: Kathy Bowers
Treasurer: Paule-Marie Bunyan



Thank you to Elaine Mahaffey, outgoing President.

Mark your calendars: next year's quilt show August 8 & 9, 2024.

Chapter Reports



Nimble Thimbles of Chandler

submitted by Joanne Reiter

September saw Nimble Thimbles with a slate full of wonderful activities. On our first meeting on September 5th saw our own Diane Pitchford who treated us to a delightful program of What Makes a Quilt 'Scrappy'. Diane used her own extensive collection of quilts to show what designs and patterns lend themselves well to scrappy quilts. Examples of Pineapples, Dresden Fans, and English Paper Piecing were all on display along with many others. It was indeed a colorful night.



Our second meeting on the 19th was a Scrappy Fun Night of Sewing. Using a free pattern developed by Donna Jordan of Jordan Fabrics, Nimble Thimbles members created colorful contributions for Community Service. It all started months ago, with a mystery scrap bag that the 'taker' was required to make something from it and bring to Show 'n Tell. The result was using the free pattern from Jordan Fabrics by Melissa Bickman, and the making of a wonderful program.

Nimble Thimbles members also took advantage of the TGIF program at the Downtown Chandler Library in the Makery Room. On the 2nd and 4th Fridays of every month, from 11 am to 3 pm. This event is open to all, and is not a Nimble Thimbles or AQQ event. Anyone can come and work on a craft of their own.

Nimble Thimbles members also met for a Sew-In at Sweet Pzs in Gilbert, on the 2nd September 9th. Sew-Ins have been organized there for the 2nd Saturday of the month.



Chapter Reports



Havasu Stitchers

submitted by Susan George



Howdy!!!

Hope ya'll are having great quilting adventures...cause we sure are. And, I'm the one to tell you all about our most recent ones. But, before I do that, I want to take this opportunity to welcome "home" all of our traveling winter visitor quilters. It's sew very nice to have you back here in Havasu. We've missed you. Sew, WELCOME HOME QUILTERS, WELCOME HOME.

Well on to reporting the Havasu Stitchers' quilters most recent quilting adventures.

1st, I'll start with the "pound puppy" class taught by our president, Barbara Withers. The participants arrived to class eager to create the most adorable creatures. And, I can easily say...they were very successful in completing their task. If I had pictures of these puppies, you would see how adorable and cuddly they really are. Ya just gotta love 'em. Nice job!

Our 2nd quilting adventure relates to Sherri Ashford & crew's most recent SEWCATION. A great time was had by all (and I'm sorry I missed it.) This 3-day adventure at the Aquatic Center included everything you could want in a quilt camp. You know what those special things are...sewing with friends, food, sewing with friends, entertainment, sewing with friends, prizes, and the list goes on. I'm sure you know the drill. Anyhow, many projects were started, and others were completed. From the looks on all the happy faces, a good time was had by all.

Just want to remind you that our quilt show is scheduled for February 2nd & 3rd, 2024. Hope you can join us. Co-chairs, Tanya Braun and Barbara Withers have provided us with hints as to what we can expect to see. And, that would be Quilts, of course, vendors, quilt challenge, and sew much more. Again, I hope you can join us.

Well, that's about it, til next time.

Happy Quilting!!!

Susan George

Havasu Stitchers



Chapter Reports



Foothills Quilters of Glendale

submitted by Carole Paul



At the October meeting, Leslie Kaminski, Charity Chair, reported that we had sent 15 quilts to Hawaii. New Life has indicated they are in need of twin size quilts and she plans to take some to them before Thanksgiving.

Spirit of Hope church is doing a food drive to provide Thanksgiving meals to those in need. We were provided a list of the items they would like to receive and asked to donate if we could. A motion was made and carried to donate \$100 to the church to help with this drive.

We will be having our annual Christmas Party December 13 so checks need to be in no later than the November meeting. This is also the day we will draw the winner of the opportunity quilt.

One member had information on getting scissors sharpened. If members have any they need to have sharpened, they should bring them to the November meeting. Scissors need to be in a plastic bag along with \$5 per pair and the owner's name and phone number.

Fun Day is coming October 21 and will be held at St. Paul's Catholic Church. Cost is \$15. Anyone interested can sign up on the AQG website. There will be vendors, an ice cream truck, and possibly other food trucks. We have put together a basket to be raffled off.

Show and Tell treated us to two Quilts of Valor made from blocks we had made.

Following the meeting, new member Barb Smith, showed us how to make portable design "walls."



Chapter Reports



Cactus Patchers

submitted by Heidi Weinmann



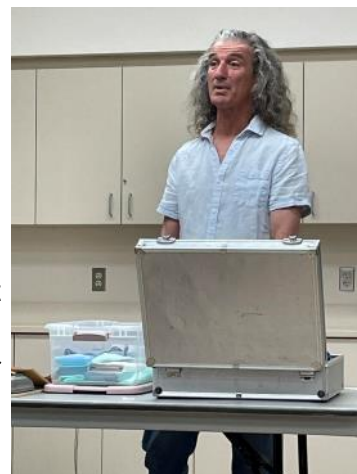
Cactus Patchers have always enjoyed working on charity projects, and recently voted to add Sunshine Acres to the long list of organizations who have benefited from our efforts. We're committed to making twin sized quilts for the young people who they serve. Our fourth Tuesday friendship sew days are a perfect time to work on these quilts. Additionally, we have wonderful make and take projects. Mary Lanz introduced us to the adorable Sweetpea Pod pouches from Lazy Girl designs, and she guided us through the steps to create our own.

We also had a visit from master sewing machine technician Terry Pyland. He is a wealth of knowledge, and is so enthusiastic about sharing his expertise. I think everyone went home and oiled their bobbin cases that night!

As always, our show and tell has been inspiring, showcasing a variety of different styles and techniques. Some of us have dusted off old projects to finish, inspired by the Cactus Patchers' UFO challenge.



We always welcome newcomers to our group. We meet at the Pyle Center in Tempe (Southern & Rural) the second Tuesday of the month from 6:30-8:30 (doors open at 6) for a business meeting and program, and the fourth Tuesday from 3-8 for a friendship sew. For that meeting drop by when you can and bring along something to work on, or create that month's make and take project.



Chapter Reports



Night Owls

submitted by Theresa Baethke

The Night Owl's October meeting had a little bit of everything and a few new things.

Fifty-three members and 4 guests joined in on an ice breaker. When we signed in, we were assigned a table number. We all got to meet new people. We celebrated October birthdays and Jeannie Rogers was selected as our Who's Who. She had to answer the question, "What is your quilting story?" Jeannie is a third-generation quilter and has been around quilting all her life. She remembers her grandmother and her mother quilting. She made her first quilt in 1970.

We got down to business by reminding everyone that Fun Day is October 21, and also explained the proposed by-law changes. We were all encouraged to vote. An email will be sent out in December and voting will be online.

Quilt Arizona is now open for quilt entries. We had a show of hands to see how many Night Owls plan to submit a quilt.

Members displayed the twelve quilts they made for charity. Everyone was encouraged to finish up anything they have started by November so that we can distribute them for the holidays. Mary Lycott reminded us about the requirements for the Sculpted Illusions challenge. Nothing larger than 36x36 and there must be one 3D element. Any Night Owl who participates in the challenge will have an opportunity to display their creations at the December meeting and compete for a gift card.



UFO challenge has started up again. Show off any UFO project you have completed that is at least 6 months old. Names will be drawn for a gift card. Finished quilts must be quilted and bound. You may show a flimsy if you are sending off to a longarm quilter.

Eight members displayed their blocks for our BOM. The blocks looked great! And all so different. The block was named Geraldine. Kim James showed us October's block she named "Mildred". Colorway is personal choice.



Lucy Huckery presented her fascinating journey into Eco Printing, where botanicals are treated in such a way that their essence is transferred to different mediums, from paper to quilter's cotton to linen and silk. She often shops at The Art Resource Center in Tempe for fabric. She believes in upcycling so finds things everywhere she can, like in thrift stores and the like. You can follow her on Instagram (TallCactusStudio) and purchase her amazing creations on her Etsy shop, www.tallcactusstudio.etsy.com.



Toward the end of the evening, we had a Class Faire. To determine how much interest there would be, five tables were set up, each displaying a different class. Each class will teach a different technique or project.

Sign ups were available for anyone interested and asking if the student/attendee would prefer to have the class during our regular Sew Day (Wednesdays 9am) or a Saturday. Theresa Foster offered a Clam purse; Diane Hanson will teach Lucy Boston's EPP Patchwork of the Crosses; Penny Liston has a Tool Tote design; Sharon Meyer will teach her class how to do Redwork; and Beth Morris is offering four different designers' styles of wool applique. The tables were swarmed! We think this will be a hit.

Come join us every second Tuesday at 630pm. Night Owls meet at St. Paul's Roman Catholic Church at 330 W Coral Gables Dr in Phoenix. Sew Days are every Wednesday at 9am at the same place.

Community Events



Upcoming Quilt Shows & Events

- ♦ **November 3-4 Rim Country Quilt Roundup Quilt Show-** \$5 admission age 13 and up
Mazatzal Hotel and Casino Exhibition Hall, Payson, Arizona
<https://quiltroundup.org>
- ♦ **February 2 & 3, 2024 Havasu Stitchers Bridge of Friendship XV Quilt Show**
9am-4pm Lake Havasu Community/Aquatic Center 100 Park Ave \$10 admission
www.havasustitchers.com
- ♦ **February 24 & 25, 2024 Palo Verde Patchers “There’s No Place Like Home” Quilt Show**
9am-4pm Palm Ridge Recreation Center 13800 W. Deer Valley Drive \$5 admission
<https://patchers.scwclubs.com>

Affiliate Members



Northern

3548 W Northern Ave

Phoenix, AZ 85051

(602) 841-5427

Hours: M-F 9a-6p Sat 9a-5pSun 10a-4p

Chandler

4939 W Ray Road

Chandler, AZ 85226

(480) 961-7363

Hours: M-F 9a-6p Sat 9a-5pSun 10a-4p

El Mirage

12213 NW Grand Ave

El Mirage, AZ 85335

(623) 583-0070

Hours: M-S 9a-5p

www.35thavesewandvac.com

info@35thavesewandvac.com



Create and rejuvenate in the White Mountains where you can sew, knit, crochet, craft, eat and sleep. No cleaning, no cooking, the quilted moose has your back!

480-797-8499

mamallama2058@gmail.com

<https://quiltedmooseretreat.com>

SEACRET

World Class Skin Care from the Dead Sea

Joy Olcott

www.seacretdirect.com/joyolcott/en/us

JoyOlcott@yahoo.com



Westworld in Scottsdale

16627 N 94th St

Scottsdale, AZ 85260

North Hall

<https://quiltcraftsew.com>


AZ House of Creative Retreats

24246 N. 43rd Ave/Glendale, AZ 85310

Just the place for your next event!! Perfect for a craft/art/quilt class/retreat or your next business team building retreat! If you are interested in joining us, please email to be added to our mailing list or to inquire about availability!

azhouseofcreativeretreats@gmail.com

Affiliate Members



Quilty Pleasures Long Arm Quilting

29383 W Whitton Ave

Buckeye, AZ

www.quiltypleasureslaq.com

tara.tucker@quiltypleasureslaq.com

The Patriotic Pincushion

20101 E Superstition Dr

Queen Creek, AZ 85142

Phone 480-490-4268

www.thepatrioticpincushion.com

The Patriotic Pincushion focuses on providing American Made and patriotic fabrics. We offer a quaint community sewing space for clubs, classes, and meetings at our fun family barn-like shop in Queen Creek, AZ. We are proud supporters of The Quilts of Valor Foundation, Puppies Behind Bars, and The Gary Sinise

Quilters Nest

A place to sew and rest

606 E Evergreen St, Payson AZ

Phone: Linda Jones 480-415-3578

<http://quiltersnestaz.com>

Email: linda@quiltersnestaz.com

Come enjoy the cooler temperatures where you will be tempted to drink your morning coffee on our front porch or back deck. Where laughter and fun echo through the work-space. And where you just might see an elk out for a stroll!



Pinetop Star Quilt Shop

103 W Yeager Lane,

Lakeside, AZ 85929

Phone 928-367-1709

Email info@pinetopStar.com

Website: www.PinetopStar.com

Affiliate Members



**16th
Rim Country
Quilt Roundup**
November 3 & 4, 2023

**Mazatzal Casino
Exhibition Hall**
Hwy 87 at Milepost 251
Payson, AZ

Friday 9:00am to 5:00pm
Saturday 9:00am to 4:00pm

Admission \$5.00
12 and under are FREE

Quilt Entry Deadline is October 15, 2023

Regional Quilt Show ♦ Quilts & Fabric Art ♦ Vendors
Vendor Shop Hop ♦ Daily Demos ♦ Special Exhibits

For more Information
www.quiltroundup.org **928.978.3464**



Mimi Designs

5350 E Deer Valley Drive #2417

Phoenix, AZ

mimidesignsart@gmail.com

Noah & Her Sister's Quilt Co.

939 W. Palma De Pina

Tucson, AZ 85704

[NoahandHerSisters/facebook](https://www.facebook.com/NoahandHerSisters/)

Non-Profit Affiliate Members



P.O. Box 39693

Phoenix, AZ 85069

Email: info@paqa.net

Web: <https://paqa.net>



Quilts wanted for the 2025 auction cycle!

Information on how to donate a
quilt can be found at:

QuiltForaCause.org

Facebook.com/QuiltForaCause

QFaC is a 501c3



Recycling Artworthy Materials for Creative Minds

Usual Hours Wed 11-5 & Sat 10-2

910 South Hohokam Dr, Suite 105, Tempe AZ 85281

artresourcecenter.org

Questions? artresourcecenter@gmail.com

Like us on [Facebook](#)  Follow us on [Instagram](#) 

When you are shopping, please thank our affiliate members for supporting AQG.